



CANADIAN PRICE LIST

HOSHIZAKI

2022 PRICE GUIDE

EFFECTIVE: June 1, 2022

DISTRIBUTED BY:



3397 American Drive, Unit 5, Mississauga, ON L4V 1T8
Tel: 800-567-4432 / Fax: 800-667-3423
Email: sales@permul.com
Website: www.permul.com

ICE EQUIPMENT

REFRIGERATION

ICE MACHINE MODEL CODE & USAGE GUIDE	3	STEELHEART FEATURES & BENEFITS	42
TYPES OF ICE	4	REFRIGERATION MODEL CODE	43
CUBER SERIES	5	STEELHEART SERIES	44
Undercounter Cubers with Built-In Bins	6-7	Upright Refrigerators & Freezers	45-48
<i>KMEdge X</i> Crescent Cubers	8-9	Dual Temps	48
<i>KMEdge</i> Crescent Cubers	10-14	Pass Thrus	49-50
<i>KMEdge</i> Crescent Cubers for Dispensers	14-15	Roll Ins	51
<i>KMEdge</i> Low Profile Crescent Cubers	16	Roll Thrus	52
<i>KMEdge</i> Crescent Cubers - Serenity Series	17-18	Compact Undercounter Refrigerator	53
IM Square Cubers {Specialty Ice}	19-20	Undercounter Refrigerators & Freezers	54-56
FLAKER / CUBELET SERIES	21	Undercounter Refrigerators & Freezers with Drawers	57-58
Undercounter Flakers with Built-In Bins	21-22	Worktop Refrigerators & Freezers	59-60
Flakers	22-23	Worktop Refrigerators & Freezers with Drawers	61-62
Undercounter Cubelet with Built-In Bins	24	Drawer / Door Combination Refrigerators	63
Cubelet Ice Machines	24-26	Prep Tables - Sandwich Top Refrigerators	64-65
Cubelets - Serenity Series	27	Prep Tables - Sandwich Top Refrigerators with Drawers	66
DISPENSER SERIES	28	Prep Tables - Mega Top Refrigerators	67-68
DCM Series	28-29	Prep Tables - Mega Top Refrigerators with Drawers	69-70
DB/DKM Hotel/Motel Dispensers	31	Prep Tables - Pizza Refrigerators	71
DM/DWM Dispensers	32	Prep Tables - Pizza Refrigerators with Drawers	72
ICE STORAGE BINS	33-34	Prep Tables - Pizza Refrigerators Drawer / Door Combos	73
DISPENSER STANDS	35	Refrigerated Equipment Stands	74
TOP KIT MATRIX	36	SUSHI CASES	75
REMOTE CONDENSERS & MATRIX	37-39	GLASS DOOR MERCHANDISERS	76
WATER FILTRATION	40	BACK BAR REFRIGERATION	77-80
OZONE DEVICE & REMOTE MONITORING	41	ECONOMY SERIES	81-83
		REFRIGERATION ACCESSORIES	85-89

HOSHIZAKI. BEYOND STRONG.

It's the promise of reliability... and the peace of mind that comes with it. It's performing beyond expectations...with relentless durability and sustainability. It's knowing that we've already thought about your future and can endure at the next level.



HEADQUARTERS FOR THE AMERICAS

HOSHIZAKI AMERICA, INC., with corporate headquarters in Peachtree City, Georgia, and a second manufacturing facility in Griffin, Georgia, operates some of the most automated production facilities in the industry. Certified as Georgia Made, HOSHIZAKI is proud to inform domestic and international consumers that many of their products have received the certification confirming they are manufactured in the state of Georgia. Using state-of-the-art technology, every HOSHIZAKI unit is run-tested at each factory, and undergoes rigorous quality performance tests. HOSHIZAKI offers advanced training seminars at our headquarters and basic training programs across the country for both service representatives and customers.



DID YOU KNOW?

- **HOSHIZAKI** is the world's largest manufacturer of commercial ice equipment, employing over 13,180 people.
- **HOSHIZAKI** is the world's largest manufacturer of commercial refrigerated food service equipment with sales of over \$2.5 billion serving customers in 60 nations.
- **HOSHIZAKI** operates plants worldwide including two in the USA, three in Japan, one each in England and China.
- In expansion to a full-service kitchen equipment company, **HOSHIZAKI** acquired Lancer Corporation in 2006, GRAM Commercial A/S in 2008, and both Jackson and Macom in 2013.
- **HOSHIZAKI** is certified in ISO-9001 and ISO-14001
- being the first and only food service equipment manufacturer to achieve ISO-14001.
- **HOSHIZAKI** was awarded "Partner Of The Year - Sustained Excellence" by ENERGY STAR®.





WARRANTY

EFFECTIVE: June 1, 2022

Supersedes all previous price lists

TERMS and CONDITIONS

Prices are F.O.B. PermUL. All prices and specifications are subject to change without notice. PERMUL reserves the right to determine point of shipment.

TERMS: Terms are such as the Company may extend to the purchaser.

LOST OR DAMAGED SHIPMENTS: Whenever seller shall deliver or cause to be delivered to a common carrier any goods ordered by consignee, whether the particular common carrier shall have been designated in the shipping instructions of the consignee or not, seller shall not be responsible for any delays or damage in shipment and the common carrier to which seller shall deliver goods shipped to the consignee is hereby declared to the agent of the consignee. Therefore, it is the responsibility of the consignee to file claim with the carrier for lost or damaged shipments.

WARRANTY

All units to be free from manufacturing defects, covered by:

KMEdge Series Cubers, DKM Ice Machine & Dispenser and DB/DM Hotel/Motel Dispensers

3-Year - Parts & Labor on entire machine & DB/DM Dispenser

5-Year - Parts & Labor on Evaporator, Parts on Compressor, Air-Cooled Condenser Coil

AM-50 Series Cubers & C-80 Flakers

2-Year - Parts & Labor on Entire Machine

DWM MODwater Water Dispensers

3-Year - Parts & Labor on Entire Machine

IM Series Cubers (Specialty Ice)

3-Year - Parts & Labor on Entire Machine

5-Year - Parts on Compressor and Air-Cooled Condenser Coil

Flakers and Cubelet Ice Machines, DCM Ice & Water Dispensers

3-Year - Parts & Labor on Entire Machine

5-Year - Parts on Compressor and Air-Cooled Condenser Coil

Bins & Water Dispensers

3-Year - Parts & Labor on Slope Front Bins

5-Year - Parts & Labor on Large Upright Bin Models

Countertop Refrigerated Display Cases

1-Year - Parts & Labor on Entire Machine

2-Year - Parts & Labor on Compressor, Evaporator, Air-Cooled Condenser

5-Year - Parts on Compressor, Air-Cooled Condenser

Accessories

90 Day - Parts only

1-Year - HS-5061 Drain Pump (Beckett Brand) - Parts & Labor

1-Year - Water Filter System & Replaceable Elements

Warranty

Warranty valid in United States, Canada, Puerto Rico, & U.S. Territories only. Contact factory for warranty in other countries. Refer to manufacturer's full warranty for complete details. Suggested list prices are intended only as a guide. This does not restrict the price seller may establish due to market conditions.

AGENCY LISTINGS and MARKS



Intertek



Intertek



Intertek

CANADIAN ENERGY PERFORMANCE VERIFIED
RENDEMENT ENERGETIQUE VERIFIE





ICE MACHINE MODEL NUMBER IDENTIFICATION CODE

F- **450** **M** **A** **J** **-** **(C)**

Series Identification

- KM/D/H/L/S** Crescent Ice Machine
- DKM** Crescent Ice Machine/Dispenser
- AM** "Top Hat" Ice Machine
- F** Flaker Ice Machine
- C/FS/FD** Cubelet Ice Machine
- DCM** Cubelet Ice Machine/Dispenser
- DWM** Water Dispenser
- IM** Specialty Cube Ice Machine

Ice Production per 24 hours

Configuration

- B** Icemaker with Built-In Storage
- M** Modular Icemaker
- S** Stackable Icemaker

Condenser Style

- A** Air-Cooled Condenser
- W** Water-Cooled Condenser
- R** Remote Air-Cooled Condenser
- L** Low Side / Serenity Series

Series Modification

Changes and improvements noted by next letter of the alphabet

Electrical Phase

3

denotes
Cubelet Ice
Machine

F-450MAJ-C

Flaker

450 lbs./24-hrs.

Modular

Air-Cooled

Series Modification (J)

Single Phase

Cubelet Ice

CHOOSING THE RIGHT ICE MAKER



HOW MUCH ICE DO YOU NEED?

Before choosing an ice maker, take a look at how many customers you serve and what type of ice you will need



Restaurants use an average of **2 lbs.** of ice per customer per day

Schools and university cafeterias average about **1.5 lbs.** of ice per student per day



Hospital cafeterias use about **1 lbs.** of ice per person per day and an average of **10 lbs.** for every bed

Bars and cocktail lounges use about **3 lbs.** of ice per seat



Hotels use about **5 lbs.** of ice per room per day

Pounds of ice used

X **Number of customers served**

= **The size of ice maker you need**

Your menu should dictate your machine
—not the other way around



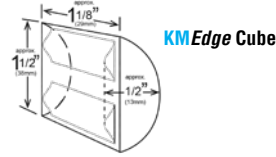
TYPES OF ICE



Crescent Cube - Individual, hard, clear, crescent shape

Ice Equipment:

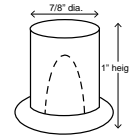
- KM KMD
- KML KMS
- KMH DKM models



“Top Hat” Cube - Individual, hard, clear, round shape

Ice Equipment:

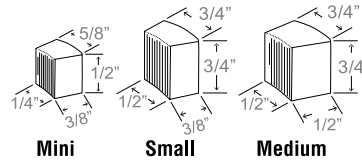
- AM models



Cubelet - Chewable, soft, light, small nugget shape

Ice Equipment:

- C FS-C
- FD-C DCM models
- F-C



Flaked - Soft, light, chewable, various shapes

Ice Equipment:

- F models



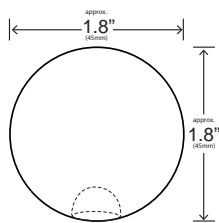
SPECIALTY ICE

Ice Equipment: IM models



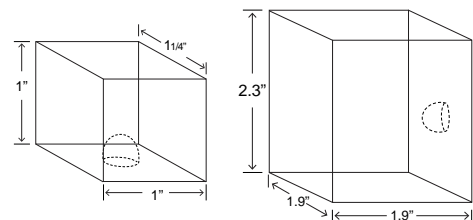
Sphere

1.8” in diameter, clear and solid



Square Cube

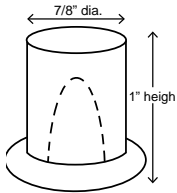
Individual, hard, clear, square shape





CUBER SERIES

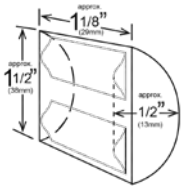
Features & Benefits of the AM Cuber



- Attractive stainless steel finish
- Individual top-hat style cubes eliminates clumping and allow for easy filling of glass
- **AM Series Cubers** were designed with fewer moving parts, which contribute to its long life and dependability
- Compact size (less than 15 inches wide), undercounter design, swing style reversible door, and UL approval for outdoor use, expand the possibilities where this machine can be installed
- Front-in and front-out airflow allows unit to be built into cabinetry without additional ventilation
- Ice-making compartment can be easily disassembled for cleaning
- Door system is designed to accommodate custom cabinetry
- ADA Compliant models available



Features & Benefits of the KM Cuber



KM|EDGE DESIGN

- Benefits include increased productivity and energy savings, even in harsh water conditions
- The **KMEdge Cuber Series** features an attractive stainless steel finish with the simplest ice making system in the industry
- The exclusive dual-sided stainless steel evaporator has oval-shaped copper refrigerant tubing for the most efficient heat exchange
- HOSHIZAKI's evaporator design freezes the purest water, washing most of the minerals and impurities down the drain; resulting in individual, crystal clear crescent cubes
- Not affected by caustic water, therefore no plating to peel or flake and no plastic to crack
- CycleSaver™ design allows production of the same amount of ice in half the cycles of other ice machines. Fewer moving parts and cycles means dependability, longer machine life and energy savings!
- EverCheck™ control board sounds an audible warning when service is needed
- Contains H-GUARD Plus® Antimicrobial Agent





CUBER Self-Contained

AM-50BAJ



-DS shown with Custom Cabinetry



Undercounter **AM Cubers** with Built-In Bins

Dimensions: 14 ⁷/₈"W X 22 ⁵/₈"D X 33 ¹/₂"H
The ADA compliant machine dimensions are 14⁷/₈"W x 22⁵/₈"D x 31¹/₂" H

Self-Contained Bin Storage Capacity Up to 22 Lbs.

Model Number	Condenser	Lbs. of Ice per 24 hours 90°A / 70°W	Lbs. of Ice per 24 hours 70°A / 50°W	Electrical	kWh per 100 Lbs.	Shipping Weight	List Price
AM-50BAJ	Air-Cooled	35	51	115V/60/1	10.4	97 Lbs.	\$8,185
AM-50BAJ-DS†	Air-Cooled	35	51	115V/60/1	10.4	97 Lbs.	\$8,341
AM-50BAJ-AD*	Air-Cooled	34	55	115V/60/1	9.9	99 Lbs.	\$8,529
AM-50BAJ-ADDS†*	Air-Cooled	34	55	115V/60/1	9.9	99 Lbs.	\$8,763

Accessories: **HS-0229** DS Door Reversal Part (*Order as a Service Part*)
HS-5061 Drain Pump (Beckett Brand) 1 Year Warranty - Parts & labor (*Order as Accessory*) \$1,390
HS-0182 Side Trim Kit \$531
HS-2133 2" Top Spacer Kit available \$391
H9320-51 Recommended Water Filtration - Single Configuration \$828



UL approved for outdoor use

†DS Models - Wood Door System (Designed to accommodate custom cabinetry)

*ADA compliant

KM-81BAJ



Undercounter **KMEdge Cuber** with Built-In Bin

Dimensions: 17 ³/₄"W X 24"D X 39"H (6" Legs Included)

Self-Contained Bin Storage Capacity Up to 38 Lbs.†

Model Number	Condenser	Lbs. of Ice per 24 hours 90°A / 70°W	Lbs. of Ice per 24 hours 70°A / 50°W	Electrical	kWh per 100 Lbs.	Shipping Weight	List Price
KM-81BAJ*	Air-Cooled	52	78	115V/60/1	8.45	125 Lbs.	\$7,341


Accessories: **HS-5061** Drain Pump (Beckett Brand) 1 Year Warranty - Parts & labor (*Order as Accessory*) \$1,390
H9320-51 Recommended Water Filtration - Single Configuration \$828



†Rated in accordance with AHRI Standard 820(I-P). Capacity based on 100% of total volume x 30 lb/ft³ average density of ice.

*ENERGY STAR qualified

KM-116BAJ



Undercounter **KMEdge Cuber** with Built-In Bin

Dimensions: 23 ³/₄"W X 24"D X 39"H (6" Legs Included)

Self-Contained Bin Storage Capacity Up to 53 Lbs.†

Model Number	Condenser	Lbs. of Ice per 24 hours 90°A / 70°W	Lbs. of Ice per 24 hours 70°A / 50°W	Electrical	kWh per 100 Lbs.	Shipping Weight	List Price
KM-116BAJ*	Air-Cooled	100	125	115V/60/1	8.1	146 Lbs.	\$8,279








Accessories: **HS-5061** Drain Pump (Beckett Brand) 1 Year Warranty - Parts & labor (*Order as Accessory*) \$1,390
H9320-51 Recommended Water Filtration - Single Configuration \$828








†Rated in accordance with AHRI Standard 820(I-P). Capacity based on 100% of total volume x 30 lb/ft³ average density of ice.








*ENERGY STAR qualified



CUBER Self-Contained

		<h2>Undercounter <i>KMEdge</i> Cuber with Built-In Bin</h2>						Self-Contained Bin Storage Capacity Up to 78 Lbs.†	
		Dimensions: 23 ³ / ₄ "W X 28 ¹ / ₄ "D X 39"H (6" Legs Included)							
		Model Number	Condenser	Lbs. of Ice per 24 hours 90°A / 70°W	Lbs. of Ice per 24 hours 70°A / 50°W	Electrical	kWh per 100 Lbs.	Shipping Weight	List Price
KM-161BAJ	Air-Cooled	123	163	115V/60/1	8.6	159 Lbs.	\$9,075		
KM-161BWJ	Water-Cooled	135	153	115V/60/1	6.5	163 Lbs.	\$9,606		
Accessories: H9320-51 Recommended Water Filtration - Single Configuration							\$828		
    									
†Rated in accordance with AHRI Standard 820(I-P). Capacity based on 100% of total volume x 30 lb/ft ³ average density of ice.									

		<h2>Undercounter <i>KMEdge</i> Cuber with Built-In Bin</h2>						Self-Contained Bin Storage Capacity Up to 80 Lbs.†	
		Dimensions: 24"W X 28"D X 39"H (6" Legs Included)							
		Model Number	Condenser	Lbs. of Ice per 24 hours 90°A / 70°W	Lbs. of Ice per 24 hours 70°A / 50°W	Electrical	kWh per 100 Lbs.	Shipping Weight	List Price
KM-231BAJ	Air-Cooled	147	213	115V/60/1	8.4	165 Lbs.	\$9,841		
Accessories: H9320-51 Recommended Water Filtration - Single Configuration							\$828		
    									
†Rated in accordance with AHRI Standard 820(I-P). Capacity based on 100% of total volume x 30 lb/ft ³ average density of ice.									

		<h2>Undercounter <i>KMEdge</i> Cuber with Built-In Bin</h2>						Self-Contained Bin Storage Capacity Up to 100 Lbs.†	
		Dimensions: 30"W X 28"D X 39"H (6" Legs Included)							
		Model Number	Condenser	Lbs. of Ice per 24 hours 90°A / 70°W	Lbs. of Ice per 24 hours 70°A / 50°W	Electrical	kWh per 100 Lbs.	Shipping Weight	List Price
KM-301BAJ	Air-Cooled	212	290	115V/60/1	7.1	206 Lbs.	\$11,481		
KM-301BWJ	Water-Cooled	237	285	115V/60/1	4.90	189 Lbs.	\$11,590		
Accessories: H9320-51 Recommended Water Filtration - Single Configuration							\$828		
    									
†Rated in accordance with AHRI Standard 820(I-P). Capacity based on 100% of total volume x 30 lb/ft ³ average density of ice.									



KMEDGE X
ICE MACHINE SERIES


CUBER

KMEDGE X ICE MACHINE SERIES

- **Reliable operation** with stronger, more durable construction, less service parts, and increased ice production.
- **Easier installation** with a more compact footprint and factory installed ultrasonic bin control.
- **Simple maintenance** with new CleanAssist technology and redesigned float switch for one-hour cleaning.



KM-350M_J



KMEdge X Series Cubers

Ice Machine Dimensions: 22"W X 27^{3/8}"D X 28"H

Model Number	Condenser	Lbs. of Ice per 24 hours 90°A / 70°W	Lbs. of Ice per 24 hours 70°A / 50°W	Electrical	kWh per 100 Lbs.	Shipping Weight	List Price
KM-350MAJ*	Air-Cooled	393	489	115V/60/1	5.4	175 Lbs.	\$11,684
KM-350MWJ	Water-Cooled	383	414	115V/60/1	4.9	175 Lbs.	\$11,731

Accessories:	H9320-51 Recommended Water Filtration - Single Configuration	\$828
	HS-5426 Tamper Proof Kit - Air-Cooled Units	\$922
	HS-5427 Tamper Proof Kit - Water/Remote Units	\$922



*ENERGY STAR qualified



B-300
22 x 32 1/2 x 74



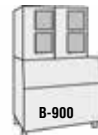
B-500
30 x 32 1/2 x 74



B-700
44 x 32 1/2 x 74



B-800
48 x 32 1/2 x 74




B-900
52 x 32 1/2 x 74


Dimensions shown in W x D x H include Bins. See TOP KIT MATRIX (pg 36) for top kit options based on bin size.



CUBER

KM-520M_J









KMEdge X Series Cubers

Ice Machine Dimensions: 22"W X 27 ³/₈"D X 28"H

Model Number	Condenser	Lbs. of Ice per 24 hours 90°A / 70°W	Lbs. of Ice per 24 hours 70°A / 50°W	Electrical	kWh per 100 Lbs.	Shipping Weight	List Price
KM-520MAJ*	Air-Cooled	480	556	115V/60/1	4.7	175 Lbs.	\$12,496
KM-520MWJ	Water-Cooled	444	474	115V/60/1	4.7	175 Lbs.	\$12,715
KM-520MRJ*	Remote A-C	495	547	115V/60/1	4.8	175 Lbs.	\$12,293

Model Number	Condenser	Kgs. of Ice per 24 hours 32°A / 21°W	Kgs. of Ice per 24 hours 21°A / 10°W	Electrical	kWh per 100 Lbs.	Shipping Weight	List Price
KM-520MAJ-E*	Air-Cooled	197	238	220-240V/50/1	4.9	68 Kg.	\$12,824






Accessories: **H9320-51** Recommended Water Filtration - Single Configuration \$828
HS-5426 Tamper Proof Kit - Air-Cooled Units \$922
HS-5427 Tamper Proof Kit - Water/Remote Units \$922

Use URC-5F Condenser for Remote Air-Cooled Unit


"E" suffix designates 50 hertz model see spec sheet for certifications


*ENERGY STAR qualified

22 x 32 1/2 x 74 30 x 32 1/2 x 74 44 x 32 1/2 x 74 48 x 32 1/2 x 74 52 x 32 1/2 x 74
Dimensions shown in W x D x H include Bins. See TOP KIT MATRIX (pg 36) for top kit options based on bin size.

KM-660M_J








KMEdge X Series Cubers

Ice Machine Dimensions: 22"W X 27 ³/₈"D X 28"H

Model Number	Condenser	Lbs. of Ice per 24 hours 90°A / 70°W	Lbs. of Ice per 24 hours 70°A / 50°W	Electrical	kWh per 100 Lbs.	Shipping Weight	List Price
KM-660MAJ	Air-Cooled	617	665	115V/60/1	5.1	180 Lbs.	\$14,230
KM-660MWJ	Water-Cooled	668	669	115V/60/1	4.3	180 Lbs.	\$14,698
KM-660MRJ*	Remote A-C	602	646	115V/60/1	5.6	180 Lbs.	\$14,042

Model Number	Condenser	Kgs. of Ice per 24 hours 32°A / 21°W	Kgs. of Ice per 24 hours 21°A / 10°W	Electrical	kWh per 45 Kgs.	Shipping Weight	List Price
KM-660MAJ-E	Air-Cooled	262	280	220-240V/50/1	4.9	68 Kg.	\$14,636






Accessories: **H9320-51** Recommended Water Filtration - Single Configuration \$828
HS-5426 Tamper Proof Kit - Air-Cooled Units \$922
HS-5427 Tamper Proof Kit - Water/Remote Units \$922

Use URC-5F Condenser for Remote Air-Cooled Unit

"E" suffix designates 50 hertz model see spec sheet for certifications

*ENERGY STAR qualified

22 x 32 1/2 x 74 30 x 32 1/2 x 74 44 x 32 1/2 x 74 48 x 32 1/2 x 74 52 x 32 1/2 x 74
Dimensions shown in W x D x H include Bins. See TOP KIT MATRIX (pg 36) for top kit options based on bin size.



CUBER

KM-901M_J



KMEdge Cubers

Ice Machine Dimensions: 30"W X 27^{3/8}"D X 32^{1/2}"H



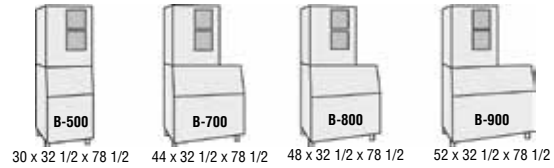
Model Number	Condenser	Lbs. of Ice per 24 hours 90°A / 70°W	Lbs. of Ice per 24 hours 70°A / 50°W	Electrical	kWh per 100 Lbs.	Shipping Weight	List Price
KM-901MAJ	Air-Cooled	753	905	208-230V/60/1	5.0	260 Lbs.	\$19,135
KM-901MWJ	Water-Cooled	870	950	208-230V/60/1	3.6	250 Lbs.	\$19,572
KM-901MRJ*	Remote A-C	853	904	208-230V/60/1	4.5	250 Lbs.	\$18,900
KM-901MRJ3*	Remote A-C	830	927	208-230V/60/3	4.4	250 Lbs.	\$19,572

Accessories: **H9320-52** Recommended Water Filtration - Twin Configuration \$1,390
HS-5245 Tamper Proof Kit - Air-Cooled Units \$1,062
HS-5246 Tamper Proof Kit - Water/Remote Units \$1,062




Use URC-14F Condenser for Remote Air-Cooled Unit

*ENERGY STAR qualified



Dimensions shown in W x D x H include Bins. See TOP KIT MATRIX (pg 36) for top kit options based on bin size.

KM-1100M_J



KMEdge Cubers

Ice Machine Dimensions: 30"W X 27^{3/8}"D X 32^{1/2}"H



Model Number	Condenser	Lbs. of Ice per 24 hours 90°A / 70°W	Lbs. of Ice per 24 hours 70°A / 50°W	Electrical	kWh per 100 Lbs.	Shipping Weight	List Price
KM-1100MAJ	Air-Cooled	935	1087	208-230V/60/1	4.9	290 Lbs.	\$22,087
KM-1100MWJ	Water-Cooled	1006	1073	208-230V/60/1	4.0	280 Lbs.	\$21,899
KM-1100MRJ	Remote A-C	1030	1156	208-230V/60/1	4.5	272 Lbs.	\$21,290

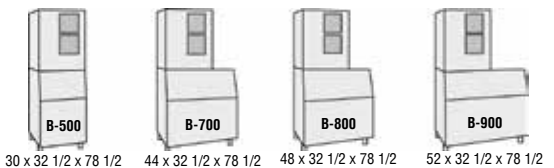
Model Number	Condenser	Kgs. of Ice per 24 hours 32°A / 21°W	Kgs. of Ice per 24 hours 21°A / 10°W	Electrical	kWh per 45 Kgs.	Shipping Weight	List Price
KM-1100MAJ50	Air-Cooled	356	464	220-240V/50/1	5.7	136 Kg.	\$22,102

Accessories: **H9320-52** Recommended Water Filtration - Twin Configuration \$1,390
HS-5245 Tamper Proof Kit - Air-Cooled Units \$1,062
HS-5246 Tamper Proof Kit - Water/Remote Units \$1,062



Use URC-14F Condenser for Remote Air-Cooled Unit

"E" suffix designates 50 hertz model
 see spec sheet for certifications



Dimensions shown in W x D x H include Bins. See TOP KIT MATRIX (pg 36) for top kit options based on bin size.



CUBER

KM-1301S_J

KMEdge Cubers

Ice Machine Dimensions: 48"W X 27 ³/₈"D X 27 ³/₈"H

Model Number	Condenser	Lbs. of Ice per 24 hours 90°A / 70°W	Lbs. of Ice per 24 hours 70°A / 50°W	Electrical	kWh per 100 Lbs.	Shipping Weight	List Price
KM-1301SAJ	Air-Cooled	1301	1365	208-230V/60/1	4.27	338 Lbs.	\$24,352
KM-1301SWJ	Water-Cooled	1230	1247	208-230V/60/1	3.76	335 Lbs.	\$24,555
KM-1301SRJ	Remote A-C	1260	1400	208-230V/60/1	4.28	335 Lbs.	\$24,149
KM-1301SAJ3*	Air-Cooled	1350	1427	208-230V/60/3	3.95	338 Lbs.	\$24,555
KM-1301SWJ3	Water-Cooled	1355	1360	208-230V/60/3	3.25	335 Lbs.	\$25,242
KM-1301SRJ3*	Remote A-C	1330	1433	208-230V/60/3	3.83	339 Lbs.	\$24,352

Model Number	Condenser	Kgs. of Ice per 24 hours 32°A / 21°W	Kgs. of Ice per 24 hours 21°A / 10°W	Electrical	kWh per 45 Kgs.	Shipping Weight	List Price
KM-1301SAJ-E	Air-Cooled	501	624	220-240/50/1	4.5	154 Kgs.	\$25,679

Accessories: **H9320-53** Recommended Water Filtration - Triple Configuration \$1,937
HS-5252 Tamper Proof Kit - Air-Cooled Units \$1,172
HS-5253 Tamper Proof Kit - Water/Remote Units \$1,172

Use URC-14F Condenser for Remote Air-Cooled Unit
 "E" suffix designates 50 hertz model
 see spec for certifications
***ENERGY STAR qualified**

48 x 32 1/2 x 73 3/8 48 x 32 1/2 x 101 3/4 52 x 32 1/2 x 73 3/8 52 x 32 1/2 x 101 3/4

Dimensions shown in W x D x H include Bins. See TOP KIT MATRIX (pg 36) for top kit options based on bin size.

KM-1340M_J

KMEdge Cubers

Ice Machine Dimensions: 30"W X 27 ³/₈"D X 41 ¹/₂"H

Model Number	Condenser	Lbs. of Ice per 24 hours 90°A / 70°W	Lbs. of Ice per 24 hours 70°A / 50°W	Electrical	kWh per 100 Lbs.	Shipping Weight	List Price
KM-1340MAJ	Air-Cooled	1089	1275	208-230V/60/1	4.81	315 Lbs.	\$24,336
KM-1340MWJ	Water-Cooled	1280	1323	208-230V/60/1	3.6	315 Lbs.	\$24,523
KM-1340MRJ	Remote A-C	1177	1371	208-230V/60/1	4.54	289 Lbs.	\$24,102

Accessories: ****HS-5030** Transformer Kit - 4 wire to 3 wire (eliminates need for dedicated neutral) \$375
H9320-53 Recommended Water Filtration - Triple Configuration \$1,937

Use URC-14F Condenser for Remote Air-Cooled Unit
***ENERGY STAR qualified**


30 x 32 1/2 x 87 1/2 44 x 32 1/2 x 87 1/2 48 x 32 1/2 x 87 1/2 52 x 32 1/2 x 87 1/2


Dimensions shown in W x D x H include Bins. See TOP KIT MATRIX (pg 36) for top kit options based on bin size.



CUBER

KM-1601MRJ








KMEdge Cubers


Ice Machine Dimensions: 30"W X 27^{3/8}"D X 41^{5/8}"H


Model Number	Condenser	Lbs. of Ice per 24 hours 90°A / 70°W	Lbs. of Ice per 24 hours 70°A / 50°W	Electrical	kWh per 100 Lbs.	Shipping Weight	List Price
KM-1601MRJ	Remote A-C	1550	1594	208-230V/60/1	4.35	316 Lbs.	\$28,069
KM-1601MRJ3	Remote A-C	1550	1653	208-230V/60/3	4.09	316 Lbs.	\$28,694


Accessories: ****HS-5030** Transformer Kit - 4 wire to 3 wire (eliminates need for dedicated neutral) \$375
H9320-53 Recommended Water Filtration - Triple Configuration \$1,937






Use URC-22F Condenser for Remote Air-Cooled Unit


B-500
30 x 32 1/2 x 87 1/2



B-700
44 x 32 1/2 x 87 1/2



B-800
48 x 32 1/2 x 87 1/2


B-900
52 x 32 1/2 x 87 1/2

Dimensions shown in W x D x H include Bins. See TOP KIT MATRIX (pg 36) for top kit options based on bin size.

KM-1601S_J









KMEdge Cubers


Ice Machine Dimensions: 48"W X 27^{3/8}"D X 27^{3/8}"H


Model Number	Condenser	Lbs. of Ice per 24 hours 90°A / 70°W	Lbs. of Ice per 24 hours 70°A / 50°W	Electrical	kWh per 100 Lbs.	Shipping Weight	List Price
KM-1601SAJ	Air-Cooled	1433	1513	208-230V/60/1	4.24	345 Lbs.	\$28,303
KM-1601SWJ	Water-Cooled	1650	1660	208-230V/60/1	3.30	335 Lbs.	\$28,382
KM-1601SRJ*	Remote A-C	1600	1640	208-230V/60/1	3.96	315 Lbs.	\$27,616
KM-1601SAJ3	Air-Cooled	1414	1513	208-230V/60/3	4.40	350 Lbs.	\$29,053
KM-1601SWJ3	Water-Cooled	1660	1671	208-230V/60/3	3.32	345 Lbs.	\$28,569
KM-1601SRJ3	Remote A-C	1600	1635	208-230V/60/3	4.14	355 Lbs.	\$28,382


Accessories: **HS-5030** Transformer Kit - 4 wire to 3 wire (eliminates need for dedicated neutral) \$375
H9320-53 Recommended Water Filtration - Triple Configuration \$1,937
HS-5252 Tamper Proof Kit - Air-Cooled Units \$1,172
HS-5253 Tamper Proof Kit - Water/Remote Units \$1,172







Use URC-22F Condenser for Remote Air-Cooled Unit


B-800
48 x 32 1/2 x 73 3/8


B-800
48 x 32 1/2 x 101 3/4


B-900
52 x 32 1/2 x 73 3/8


B-900
52 x 32 1/2 x 101 3/4


Dimensions shown in W x D x H include Bins. See TOP KIT MATRIX (pg 36) for top kit options based on bin size.

*ENERGY STAR qualified



CUBER

KM-1900S_J




KMEdge Cubers


Ice Machine Dimensions: 48"W X 27 ^{3/8}"D X 36 ^{7/16}"H

Model Number	Condenser	Lbs. of Ice per 24 hours 90°A / 70°W	Lbs. of Ice per 24 hours 70°A / 50°W	Electrical	kWh per 100 Lbs.	Shipping Weight	List Price
KM-1900SAJ*	Air-Cooled	1675	1875	208-230V/60/1	3.9	415 Lbs.	\$30,662
KM-1900SWJ	Water-Cooled	1875	1880	208-230V/60/1	3.2	415 Lbs.	\$30,850
KM-1900SRJ*	Remote A-C	1700	1933	208-230V/60/1	3.9	415 Lbs.	\$30,459
KM-1900SAJ3*	Air-Cooled	1700	1933	208-230V/60/3	3.9	415 Lbs.	\$30,850
KM-1900SWJ3	Water-Cooled	1675	1865	208-230V/60/3	3.9	415 Lbs.	\$31,677
KM-1900SRJ3*	Remote A-C	1875	1880	208-230V/60/3	3.2	415 Lbs.	\$30,662

Accessories: **HS-5030** Transformer Kit - 4 wire to 3 wire (eliminates need for dedicated neutral) \$375
H9320-53 Recommended Water Filtration - Triple Configuration \$1,937




Use URC-22F Condenser for Remote Air-Cooled Unit
***ENERGY STAR qualified**



48 x 32 1/2 x 82 7/16 48 x 32 1/2 x 119 7/8 52 x 32 1/2 x 82 7/16 52 x 32 1/2 x 119 7/8

Dimensions shown in W x D x H include Bins. See TOP KIT MATRIX (pg 36) for top kit options based on bin size.

KM-2200S_J3




KMEdge Cubers


Ice Machine Dimensions: 48"W X 27 ^{3/8}"D X 36 ^{7/16}"H

Model Number	Condenser	Lbs. of Ice per 24 hours 90°A / 70°W	Lbs. of Ice per 24 hours 70°A / 50°W	Electrical	kWh per 100 Lbs.	Shipping Weight	List Price
KM-2200SWJ3	Water-Cooled	2200	2221	208-230V/60/3	3.11	400 Lbs.	\$37,910
KM-2200SRJ3*	Remote A-C	2075	2206	208-230V/60/3	3.75	400 Lbs.	\$37,910

Accessories: **H9320-53** Recommended Water Filtration - Triple Configuration \$1,937



Use URC-22F Condenser for Remote Air-Cooled Unit
***ENERGY STAR qualified**



48 x 32 1/2 x 82 7/16 48 x 32 1/2 x 119 7/8 52 x 32 1/2 x 82 7/16 52 x 32 1/2 x 119 7/8

Dimensions shown in W x D x H include Bins. See TOP KIT MATRIX (pg 36) for top kit options based on bin size.



CUBER

KM-2600S_J3

KMEdge Cubers

Ice Machine Dimensions: 48"W X 27 ³/₈"D X 36 ⁷/₁₆"H

Model Number	Condenser	Lbs. of Ice per 24 hours 90°A / 70°W	Lbs. of Ice per 24 hours 70°A / 50°W	Electrical	kWh per 100 Lbs.	Shipping Weight	List Price
KM-2600SWJ3	Water-Cooled	2480	2482	208-230V/60/3	3.6	440 Lbs.	\$42,908
KM-2600SRJ3*	Remote A-C	2580	2617	208-230V/60/3	3.61	440 Lbs.	\$41,159

Accessories: **H9320-53** Recommended Water Filtration - Triple Configuration \$1,937

Use URC-26J Condenser for Remote Air-Cooled Unit

***ENERGY STAR qualified**

48 x 32 1/2 x 82 7/16 48 x 32 1/2 x 119 7/8 52 x 32 1/2 x 82 7/16 52 x 32 1/2 x 119 7/8

Dimensions shown in W x D x H include Bins. See TOP KIT MATRIX (pg 36) for top kit options based on bin size.

KMH-2100S_J

KMEdge Cubers

Ice Machine Dimensions: 36"W X 40"D X 36 ⁷/₁₆"H

Model Number	Condenser	Lbs. of Ice per 24 hours 90°A / 70°W	Lbs. of Ice per 24 hours 70°A / 50°W	Electrical	kWh per 100 Lbs.	Shipping Weight	List Price
KMH-2100SWJ3	Water-Cooled	2000	2060	208-230V/60/3	2.92	415 Lbs.	\$36,379
KMH-2100SRJ*	Remote A-C	1850	2034	208-230V/60/1	3.75	415 Lbs.	\$35,895
KMH-2100SRJ3*	Remote A-C	1925	2026	208-230V/60/3	3.67	415 Lbs.	\$36,098

Accessories: **HS-5030** Transformer Kit - 4 wire to 3 wire (eliminates need for dedicated neutral) \$375
H9320-53 Recommended Water Filtration - Triple Configuration \$1,937

Use URC-22F Condenser for Remote Air-Cooled Unit

***ENERGY STAR qualified**

KMD-410M_J

KMEdge Cubers

Ice Machine Dimensions: 22"W X 24"D X 24"H

Model Number	Condenser	Lbs. of Ice per 24 hours 90°A / 70°W	Lbs. of Ice per 24 hours 70°A / 50°W	Electrical	kWh per 100 Lbs.	Shipping Weight	List Price
KMD-410MAJ	Air-Cooled	351	418	115-120V/60/1	5.7	161 Lbs.	\$11,543
KMD-410MWJ	Water-Cooled	382	440	115-120V/60/1	4.3	163 Lbs.	\$12,059

Accessories: **H9320-51** Recommended Water Filtration - Single Configuration \$828


22 x 30 1/2 x 35 3/8 22 x 32 1/2 x 68 1/8


Dimensions shown in W x D x H include Bins. See TOP KIT MATRIX (pg 36) for top kit options based on bin size.



CUBER Dispenser

KMD-460M_J







KMEdge Cubers

Ice Machine Dimensions: 30"W X 24 1/4"D X 22 1/8"H


Model Number	Condenser	Lbs. of Ice per 24 hours 90°A / 70°W	Lbs. of Ice per 24 hours 70°A / 50°W	Electrical	kWh per 100 Lbs.	Shipping Weight	List Price
KMD-460MAJ	Air-Cooled	400	440	115-120V/60/1	5.5	170 Lbs.	\$12,605
KMD-460MWJ	Water-Cooled	472	487	115-120V/60/1	4.1	170 Lbs.	\$12,808

Accessories: H9320-51 Recommended Water Filtration - Single Configuration \$828






22 x 30 1/2 x 34




30 x 32 1/2 x 68 1/8

Dimensions shown in W x D x H include Bins. See TOP KIT MATRIX (pg 36) for top kit options based on bin size.

KMD-530M_J






KMEdge Cubers


Ice Machine Dimensions: 30"W X 24 1/4"D X 22 1/8"H

Model Number	Condenser	Lbs. of Ice per 24 hours 90°A / 70°W	Lbs. of Ice per 24 hours 70°A / 50°W	Electrical	kWh per 100 Lbs.	Shipping Weight	List Price
KMD-530MAJ	Air-Cooled	442	501	115V/60/1	5.7	170 Lbs.	\$13,199
KMD-530MWJ	Water-Cooled	500	515	115V/60/1	4.7	170 Lbs.	\$13,386
KMD-530MRJ	Remote A-C	440	498	115V/60/1	6.1	170 Lbs.	\$12,965


Accessories: H9320-51 Recommended Water Filtration - Single Configuration \$828



Use URC-5F Condenser for Remote Air-Cooled Unit




22 x 30 1/2 x 34




30 x 32 1/2 x 68 1/8

Dimensions shown in W x D x H include Bins. See TOP KIT MATRIX (pg 36) for top kit options based on bin size.

KMD-860M_J






KMEdge Cubers


Ice Machine Dimensions: 30"W X 24 5/8"D X 28"H

Model Number	Condenser	Lbs. of Ice per 24 hours 90°A / 70°W	Lbs. of Ice per 24 hours 70°A / 50°W	Electrical	kWh per 100 Lbs.	Shipping Weight	List Price
KMD-860MAJ	Air-Cooled	665	855	208-230V/60/1	5.16	248 Lbs.	\$18,869
KMD-860MWJ	Water-Cooled	862	940	208-230V/60/1	3.90	258 Lbs.	\$19,072
KMD-860MRJ	Remote A-C	850	967	208-230V/60/1	5.05	256 Lbs.	\$18,650


Accessories: H9320-52 Recommended Water Filtration - Twin Configuration \$1,390




Use URC-9F Condenser for Remote Air-Cooled Unit



30 x 30 1/2 x 39 5/8



30 x 32 1/2 x 68 1/8



48 x 32 1/2 x 74

Dimensions shown in W x D x H include Bins. See TOP KIT MATRIX (pg 36) for top kit options based on bin size.



CUBER Low Profile

KML-325M_J

Low Profile *KMEdge* Cubers

Ice Machine Dimensions: 30"W X 27 ³/₈" D X 22"H

Model Number	Condenser	Lbs. of Ice per 24 hours 90°A / 70°W	Lbs. of Ice per 24 hours 70°A / 50°W	Electrical	kWh per 100 Lbs.	Shipping Weight	List Price
KML-325MAJ	Air-Cooled	300	380	115V/60/1	5.72	185 Lbs.	\$10,793
KML-325MWJ	Water-Cooled	355	385	115V/60/1	4.51	185 Lbs.	\$11,028

Accessories: H9320-51 Recommended Water Filtration - Single Configuration \$828

30 x 32 1/2 x 55 3/8

30 x 32 1/2 x 68

30 x 30 x 75

Dimensions shown in W x D x H include Bins. See TOP KIT MATRIX (pg 36) for top kit options based on bin size.

KML-500M_J

Low Profile *KMEdge* Cubers

Ice Machine Dimensions: 30"W X 27 ³/₈" D X 22"H

Model Number	Condenser	Lbs. of Ice per 24 hours 90°A / 70°W	Lbs. of Ice per 24 hours 70°A / 50°W	Electrical	kWh per 100 Lbs.	Shipping Weight	List Price
KML-500MAJ	Air-Cooled	400	442	115V/60/1	5.55	185 Lbs.	\$12,480
KML-500MWJ	Water-Cooled	515	543	115V/60/1	4.33	185 Lbs.	\$12,699

Accessories: H9320-51 Recommended Water Filtration - Single Configuration \$828

30 x 32 1/2 x 55 3/8

30 x 32 1/2 x 68

30 x 30 x 75

Dimensions shown in W x D x H include Bins. See TOP KIT MATRIX (pg 36) for top kit options based on bin size.

KML-700M_J

Low Profile *KMEdge* Cubers

Ice Machine Dimensions: 30"W X 27 ³/₈" D X 26"H

Model Number	Condenser	Lbs. of Ice per 24 hours 90°A / 70°W	Lbs. of Ice per 24 hours 70°A / 50°W	Electrical	kWh per 100 Lbs.	Shipping Weight	List Price
KML-700MAJ*	Air-Cooled	610	662	115V/60/1	4.90	204 Lbs.	\$15,011
KML-700MWJ	Water-Cooled	660	665	115V/60/1	3.79	202 Lbs.	\$15,464
KML-700MRJ*	Remote A-C	614	657	115V/60/1	4.90	200 Lbs.	\$14,792

Accessories: H9320-51 Recommended Water Filtration - Single Configuration \$828

30 x 32 1/2 x 59 3/8

30 x 32 1/2 x 72

30 x 30 x 79







Dimensions shown in W x D x H include Bins. See TOP KIT MATRIX (pg 36) for top kit options based on bin size.







Use URC-9F Condenser for Remote Air-Cooled Unit

*ENERGY STAR qualified



CUBER Serenity Series


KMS-822MLJ 		KMEdge Cuber					
		Ice Machine Dimensions: 22"W X 24 ^{5/8} "D X 28"H					
Model Number	Condenser	Lbs. of Ice per 24 hours 90°A / 70°W	Lbs. of Ice per 24 hours 70°A / 50°W	Electrical	kWh per 100 Lbs.	Shipping Weight	List Price
KMS-822MLJ using 1 Phase Remote Condenser	Remote A-C	770	851	115V/60/1*	5.3	150 Lbs.	\$16,713
Accessories: HS-5062 Extension bracket for Freestyle application H9320-52 Recommended Water Filtration - Twin Configuration						\$328	\$1,390
  						 IBD 4500 22" 22 x 30 1/2 x 35 3/8	
Designed for use on beverage dispensers Use SRK-10J Condenser for Remote Air-Cooled Unit (sold separately) *115V supply for the KMS Ice maker is supplied from the SRK remote condenser						See TOP KIT MATRIX (pg 35) for top kit options based on bin size.	

KMS-1122MLJ 		KMEdge Cuber					
		Ice Machine Dimensions: 22"W X 18 ^{1/8} "D X 31 ^{1/4} "H					
Model Number	Condenser	Lbs. of Ice per 24 hours 90°A / 70°W	Lbs. of Ice per 24 hours 70°A / 50°W	Electrical	kWh per 100 Lbs.	Shipping Weight	List Price
KMS-1122MLJ using 1 Phase Remote Condenser	Remote A-C	1075	1151	115V/60/1*	4.2	152 Lbs.	\$17,791
KMS-1122MLJ using 3 Phase Remote Condenser	Remote A-C	1100	1151	115V/60/3*	4.05	152 Lbs.	\$17,791
Accessories: H9320-52 Recommended Water Filtration - Twin Configuration						\$1,390	
  						 Lancer FS22 22 x 30 1/2 x 40 1/4	
Designed for use on beverage dispensers Use SRK-12J or SRK-12J3 Condenser for Remote Air-Cooled Unit (sold separately) *115V supply for the KMS Ice maker is supplied from the SRK remote condenser							




CUBER Serenity Series

KMS-1402MLJ






KMEdge Cuber

Ice Machine Dimensions: 30"W X 24"D X 28"H

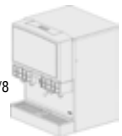


Model Number	Condenser	Lbs. of Ice per 24 hours 90°A / 70°W	Lbs. of Ice per 24 hours 70°A / 50°W	Electrical	kWh per 100 Lbs.	Shipping Weight	List Price
KMS-1402MLJ using 1 Phase Remote Condenser	Remote A-C	1400	1501	115V/60/1*	4.3	178 Lbs.	\$18,150
KMS-1402MLJ using 3 Phase Remote Condenser	Remote A-C	1325	1474	115V/60/3*	4.55	178 Lbs.	\$18,150

Accessories: H9320-52 Recommended Water Filtration - Twin Configuration \$1,390


Lancer FS30
30 x 30 1/2 x 39 5/8



Designed for use on beverage dispensers.
Use SRK-15J or SRK-15J3 Condenser for Remote Air-Cooled Unit (sold separately)
*115V supply for the KMS Ice maker is supplied from the SRK remote condenser


See TOP KIT MATRIX (pg 35) for top kit options based on bin size.

KMS-2000MLJ






KMEdge Cuber

Ice Machine Dimensions: 30"W X 24"D X 32 7/8"H




Model Number	Condenser	Lbs. of Ice per 24 hours 90°A / 70°W	Lbs. of Ice per 24 hours 70°A / 50°W	Electrical	kWh per 100 Lbs.	Shipping Weight	List Price
KMS-2000MLJ using 1 Phase Remote Condenser	Remote A-C	1850	1926	208-230V/60/1*	4.50	206 Lbs.	\$22,462
KMS-2000MLJ using 3 Phase Remote Condenser	Remote A-C	1900	1938	208-230V/60/3*	4.30	206 Lbs.	\$22,462

Accessories: H9320-53 Recommended Water Filtration - Triple Configuration \$1,937

Lancer FS30
30 x 30 1/2 x 39 5/8



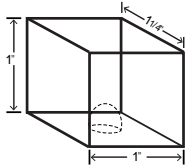
Designed for use on beverage dispensers.
Use SRK-20J or SRK-20J3 Condenser for Remote Air-Cooled Unit (sold separately)
*208-230V supply for the KMS Ice maker is supplied from the SRK remote condenser

See TOP KIT MATRIX (pg 35) for top kit options based on bin size.








SPECIALTY ICE

Features & Benefits of the IM Square Cuber



- **HOSHIZAKI IM Square Cubers** utilize an ice making system that has an automatic rinse cycle, which means each ice cycle is made with fresh water protecting the integrity and flavor of the drink
- A closed water circuit offers the ultimate contamination protection, by reducing the number of points at which impurities can enter the ice making process
- A stainless steel exterior with integrated door handles provides a hygienic and high quality finish (Self-contained unit only)
- Removable door gaskets prevent any heat and contamination from entering the bin making the product easy to clean and maintain. (Self-contained unit only)
- Easily cleanable air filter extends the life of the ice machine
- **HOSHIZAKI IM Square Cubers** are electronically controlled for consistent quality of ice
- Natural foaming agent insulates the bin and preserves the quality and consistency of the ice produced longer than any other machine available - saving energy and money

	<h3>IM Square Cuber with Built-In Bin</h3>						
	Dimensions: 39 1/2" W X 23 5/8" D X 33 1/2" H (including 6" legs)						Self-Contained Bin Storage Capacity Up to 75 Lbs.†
Model Number	Condenser	Lbs. of Ice per 24 hours 90°A / 70°W	Lbs. of Ice per 24 hours 70°A / 50°W	Electrical	kWh per 100 Lbs.	Shipping Weight	List Price
IM-200BAC	Air-Cooled	150	188	115V/60/1	8.4	212 lbs.	\$13,496
Accessories: H9320-51 Recommended Water Filtration - Single Configuration							\$828
							
†Rated in accordance with AHRI Standard 820(I-P). Capacity based on 100% of total volume x 30 lb/ft³ average density of ice.							

	<h3>IM Square Cuber</h3>						
	Ice Machine Dimensions: 44" W X 27 5/8" D X 21 3/4" H						
Model Number	Condenser	Lbs. of Ice per 24 hours 90°A / 70°W	Lbs. of Ice per 24 hours 70°A / 50°W	Electrical	kWh per 100 Lbs.	Shipping Weight	List Price
IM-500SAB	Air-Cooled	414	489	115V/60/1	5.8	234 Lbs.	\$17,073
Accessories: HS-5530 Stacking Kit (Order as Accessory) H9320-51 Recommended Water Filtration - Single Configuration							\$1,156 \$828
							
							
44 x 32 1/2 x 67 3/4 44 x 32 1/2 x 89 1/2 48 x 32 1/2 x 67 3/4 48 x 32 1/2 x 89 1/2 52 x 32 1/2 x 67 3/4 52 x 32 1/2 x 89 1/2 60 x 41 x 103 1/2							
Dimensions shown in W x D x H include Bins. See TOP KIT MATRIX (pg 36) for top kit options based on bin size.							




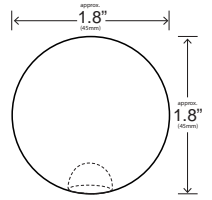





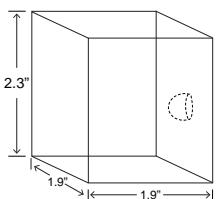
SPECIALTY ICE

Features & Benefits of the Sphere Ice and the Large 2" Square Cube Machines

- **Spheres** are 1.8" in diameter, clear and solid
- **2by2 Cubes** are 1.9" x 1.9" x 2.3", clear and solid
- Cubes have superior chilling ability and beautiful appearance
- Small footprint can easily fit under bar counter
- Up to 50 lbs. of ice production per 24 hours
- Built-in storage bin with 36 lbs. (sphere), 22 lbs. (2by2) capacity
- Durable stainless steel exterior
- Easy to clean air filter
- Foam injected polyurethane for insulation (HFC free)
- Closed water circuit offers the ultimate contamination protection
- Ice scoop included
- 6.5' power cord with NEMA 5-15P plug



IM-50BAA-Q 		<h3>Sphere Ice Machine with Built-In Bin</h3>						Self-Contained Bin Storage Capacity Up to 50 Lbs.†	
		Dimensions: 24 3/4" W X 20 3/4" D X 39 1/2" H (6" Legs Included)							
	Model Number	Condenser	Lbs. of Ice per 24 hours 90°A / 70°W	Lbs. of Ice per 24 hours 70°A / 50°W	Electrical	kWh per 100 Lbs.	Shipping Weight	List Price	
	IM-50BAA-Q	Air-Cooled	45	50	115V/60/1	15.7	150 Lbs.	\$18,728	
						Sphere Ice Dimensions 			
		Removable/cleanable air filter Panels easily removed and all components accessible for service.							
		†Rated in accordance with AHRI Standard 820(I-P). Capacity based on 100% of total volume x 30 lb/ft ³ average density of ice.							

IM-50BAA-LM 		<h3>Large 2" Square Cube Machine with Built-In Bin</h3>						Self-Contained Bin Storage Capacity Up to 50 Lbs.†	
		Dimensions: 19 3/4" W X 17 3/4" D X 39 1/2" H (6" Legs Included)							
	Model Number	Condenser	Lbs. of Ice per 24 hours 90°A / 70°W	Lbs. of Ice per 24 hours 70°A / 50°W	Electrical	kWh per 100 Lbs.	Shipping Weight	List Price	
	IM-50BAA-LM	Air-Cooled	45	50	115V/60/1	15.7	137 Lbs.	\$18,104	
						Square Cube Dimensions 			
		Removable/cleanable air filter Panels easily removed and all components accessible for service.							
		†Rated in accordance with AHRI Standard 820(I-P). Capacity based on 100% of total volume x 30 lb/ft ³ average density of ice.							

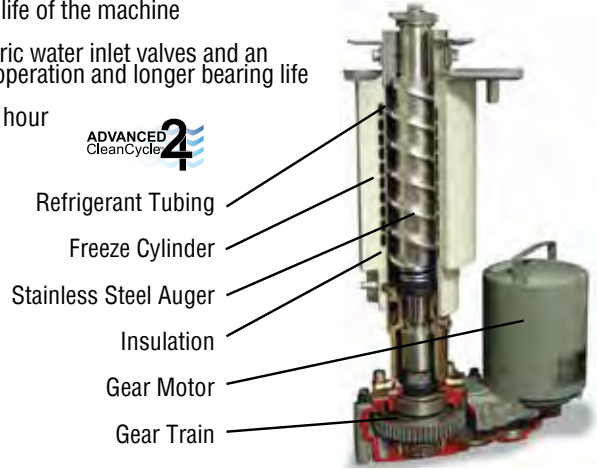


FLAKER Self-Contained

Features & Benefits of the Flaker / Cubelet Series








- Attractive stainless steel exterior
- Most models are available in both flaked and cubelet (nugget-style) ice
- The internal auger design produces the highest quality ice with fewer repairs and less down time
- The freezing cylinder is made from cast stainless steel
- The industry's only greaseless bearing design improves life of the machine
- **HOSHIZAKI Flaker and Cubelet** ice machines have electric water inlet valves and an automatic purge of water from the reservoir for cleaner operation and longer bearing life
- Advanced CleanCycle24™ design - 2 second rinse every hour
- Infrared bin control is standard and factory installed








FLAKED ICE USAGE GUIDE	
Establishment	Approximate Daily Usage
Restaurant	1.5 lbs. ice per seat
Salad Bar/Seafood Display	30 lbs. ice per ft ³
Hospital	
Patient Care	10 lbs. ice per bed
Cafeteria	1 lb. ice per seat
Nursing Home	6 lbs. per bed



F-300BAJ		Undercounter FLAKER with Built-In Bin							
		Dimensions: 36"W X 24 1/4"D X 39 1/4"H (6" Legs Included)					Self-Contained Bin Storage Capacity Up to 110 Lbs. †		
		Model Number	Condenser	Lbs. of Ice per 24 hours 90°A / 70°W	Lbs. of Ice per 24 hours 70°A / 50°W	Electrical	kWh per 100 Lbs.	Shipping Weight	List Price
		F-300BAJ	Air-Cooled	247	353	115V/60/1	6.14	221 Lbs.	\$17,260
  		Accessories: LP-6 LEG Four 6" Stainless Steel Legs Package available (optional) \$484 H9320-51 Recommended Water Filtration - Single Configuration \$828							
Four 6" Legs Package (LP-6P LEG) included †Rated in accordance with AHRI Standard 820(I-P). Capacity based on 100% of total volume x 30 lb/ft ³ average density of ice.									




F-330BAJ		Undercounter FLAKER with Built-In Bin							
		Dimensions: 24"W X 26"D X 39"H (6" Legs Included)					Self-Contained Bin Storage Capacity Up to 80 Lbs. †		
		Model Number	Condenser	Lbs. of Ice per 24 hours 90°A / 70°W	Lbs. of Ice per 24 hours 70°A / 50°W	Electrical	kWh per 100 Lbs.	Shipping Weight	List Price
		F-330BAJ	Air-Cooled	243	332	115V/60/1	5.91	178 Lbs.	\$16,448
  		Accessories: LP-6 LEG Four 6" Stainless Steel Legs Package available (optional) \$484 H9320-51 Recommended Water Filtration - Single Configuration \$828							
Four 6" Legs Package (LP-6P LEG) included †Rated in accordance with AHRI Standard 820(I-P). Capacity based on 100% of total volume x 30 lb/ft ³ average density of ice.									




FLAKER

F-500BAJ






Undercounter FLAKER with Built-In Bin



Dimensions: 38"W X 29"D X 42"H (6" Legs Included)						Self-Contained Bin Storage Capacity Up to 170 Lbs.†	
Model Number	Condenser	Lbs. of Ice per 24 hours 90°A / 70°W	Lbs. of Ice per 24 hours 70°A / 50°W	Electrical	kWh per 100 Lbs.	Shipping Weight	List Price
F-500BAJ	Air-Cooled	420	536	115V/60/1	5.05	265 Lbs.	\$20,775


Accessories: **LP-6 LEG** Four 6" Stainless Steel Legs Package available (optional) \$484
H9320-51 Recommended Water Filtration - Single Configuration \$828


Four 6" Legs Package (**LP-6P LEG**) included

†Rated in accordance with AHRI Standard 820(I-P). Capacity based on 100% of total volume x 30 lb/ft³ average density of ice.

F-450MAJ







FLAKER





Ice Machine Dimensions: 22"W X 27^{3/8}"D X 22"H							
Model Number	Condenser	Lbs. of Ice per 24 hours 90°A / 70°W	Lbs. of Ice per 24 hours 70°A / 50°W	Electrical	kWh per 100 Lbs.	Shipping Weight	List Price
F-450MAJ	Air-Cooled	395	492	115V/60/1	4.94	170 Lbs.	\$15,089


Accessories: **H9320-51** Recommended Water Filtration - Single Configuration \$828






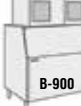

B-250
30 x 32 1/2 x 55 3/8


B-300
22 x 32 1/2 x 68


B-500
30 x 32 1/2 x 68



B-700
44 x 32 1/2 x 68


B-800
48 x 32 1/2 x 68



B-900
52 x 32 1/2 x 68

Dimensions shown in W x D x H include Bins. See TOP KIT MATRIX (pg 36) for top kit options based on bin size.

F-801M_J







FLAKERS

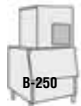


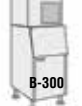
Ice Machine Dimensions: 22"W X 27^{3/8}"D X 26"H							
Model Number	Condenser	Lbs. of Ice per 24 hours 90°A / 70°W	Lbs. of Ice per 24 hours 70°A / 50°W	Electrical	kWh per 100 Lbs.	Shipping Weight	List Price
F-801MAJ*	Air-Cooled	566	751	115V/60/1	4.5	205 Lbs.	\$18,931
F-801MWJ	Water-Cooled	605	680	115V/60/1	3.9	205 Lbs.	\$19,150


Accessories: **HS-2120** Cutter head for finer flaked ice \$406
H9320-51 Recommended Water Filtration - Single Configuration \$828







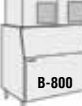
*ENERGY STAR qualified



B-250
30 x 32 1/2 x 59 3/8


B-300
22 x 32 1/2 x 72


B-500
30 x 32 1/2 x 72


B-700
44 x 32 1/2 x 72





B-800
48 x 32 1/2 x 72





B-900
52 x 32 1/2 x 72



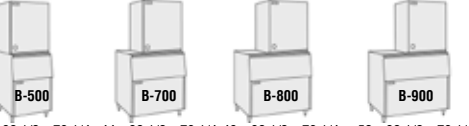
Dimensions shown in W x D x H include Bins. See TOP KIT MATRIX (pg 36) for top kit options based on bin size.



FLAKER

F-1002M_J		FLAKERS					
		Ice Machine Dimensions: 22"W X 27 ^{3/8} "D X 26"H					
		Model Number	Condenser	Lbs. of Ice per 24 hours 90°A / 70°W	Lbs. of Ice per 24 hours 70°A / 50°W	Electrical	kWh per 100 Lbs.
F-1002MAJ	Air-Cooled	758	980	115V/60/1	4.36	210 Lbs.	\$22,462
F-1002MWJ	Water-Cooled	833	955	115V/60/1	3.57	205 Lbs.	\$23,102
F-1002MRJ	Remote A-C	744	864	115V/60/1	5.1	210 Lbs.	\$22,259
F-1002MLJ	N/A	797	1028	115V/60/1	1.51	205 Lbs.	\$22,040
Accessories: HS-2120 Cutter head for finer flaked ice \$406 H9320-51 Recommended Water Filtration - Single Configuration \$828							
Use URC-5F Condenser for Remote Air-Cooled Unit		 <p>22 x 32 1/2 x 71 15/16 30 x 32 1/2 x 71 15/16 44 x 32 1/2 x 71 15/16 48 x 32 1/2 x 71 15/16 52 x 32 1/2 x 71 15/16</p> <p>Dimensions shown in W x D x H include Bins. See TOP KIT MATRIX (pg 36) for top kit options based on bin size.</p>					



F-1501M_J		FLAKERS					
		Ice Machine Dimensions: 30"W X 27 ^{3/8} "D X 34 ^{7/16} "H					
		Model Number	Condenser	Lbs. of Ice per 24 hours 90°A / 70°W	Lbs. of Ice per 24 hours 70°A / 50°W	Electrical	kWh per 100 Lbs.
F-1501MAJ	Air-Cooled	1154	1543	208-230V/60/1	4.0	325 Lbs.	\$29,647
F-1501MWJ	Water-Cooled	1250	1431	208-230V/60/1	3.55	350 Lbs.	\$29,865
F-1501MRJ	Remote A-C	1140	1496	208-230V/60/1	4.40	325 Lbs.	\$28,897
Accessories: H9320-51 Recommended Water Filtration - Single Configuration \$828							
Use URC-14F Condenser for Remote Air-Cooled Unit		 <p>30 x 32 1/2 x 79 1/4 44 x 32 1/2 x 79 1/4 48 x 32 1/2 x 79 1/4 52 x 32 1/2 x 79 1/4</p> <p>Dimensions shown in W x D x H include Bins. See TOP KIT MATRIX (pg 36) for top kit options based on bin size.</p>					


F-2001M_J		FLAKERS					
		Ice Machine Dimensions: 30"W X 27 ^{1/2} "D X 34 ^{7/16} "H					
		Model Number	Condenser	Lbs. of Ice per 24 hours 90°A / 70°W	Lbs. of Ice per 24 hours 70°A / 50°W	Electrical	kWh per 100 Lbs.
F-2001MWJ	Water-Cooled	1840	2043	208-230V/60/1	3.19	342 Lbs.	\$38,941
F-2001MRJ	Remote A-C	1660	2073	208-230V/60/1	3.81	360 Lbs.	\$38,738
F-2001MRJ3	Remote A-C	1675	2098	208-230V/60/3	3.90	360 Lbs.	\$38,941
F-2001MLJ	N/A	1733	2280	115V/60/1	0.6	250 Lbs.	\$36,098
Accessories: H9320-51 Recommended Water Filtration - Single Configuration \$828							
Use URC-22F Condenser for Remote Air-Cooled Unit		 <p>30 x 32 1/2 x 79 1/4 44 x 32 1/2 x 79 1/4 48 x 32 1/2 x 79 1/4 52 x 32 1/2 x 79 1/4</p> <p>Dimensions shown in W x D x H include Bins. See TOP KIT MATRIX (pg 36) for top kit options based on bin size.</p>					



CUBELET Self-Contained

C-80BAJ

Mini 


Undercounter CUBELET with Built-In Bin

Dimensions: 14 ⁷/₈"W X 22 ⁵/₈"D X 33 ¹/₂"H
The ADA compliant machine dimensions are 14⁷/₈"W x 22⁵/₈"D x 31¹/₂"H

Self-Contained Bin Storage Capacity Up to 22 Lbs.


Model Number	Condenser	Lbs. of Ice per 24 hours 90°A / 70°W	Lbs. of Ice per 24 hours 70°A / 50°W	Electrical	kWh per 100 Lbs.	Shipping Weight	List Price
C-80BAJ	Air-Cooled	45	80	115V/60/1	17.3	135 Lbs.	\$12,012
C-80BAJ-DS[†]	Air-Cooled	45	80	115V/60/1	17.3	135 Lbs.	\$12,355
C-80BAJ-AD*	Air-Cooled	45	80	115V/60/1	17.3	135 Lbs.	\$12,043
C-80BAJ-ADDS**	Air-Cooled	45	80	115V/60/1	17.3	135 Lbs.	\$12,621


Accessories: **HS-0229** -DS Door Reversal Part (Available as a Service Part)
HS-5061 Drain Pump (Beckett Brand) 1 Year Warranty - Parts & labor (order as accessory) \$1,390
HS-0182 Side Trim Kit \$531
HS-2133 2" Top Spacer Kit available \$391
H9320-51 Recommended Water Filtration - Single Configuration \$828



UL approved for outdoor use
[†]-DS Models - Wood Door System (Designed to accommodate custom cabinetry)
 *ADA compliant

F-330BAJ-C



Mini 


Undercounter CUBELET with Built-In Bin

Dimensions: 24"W X 26"D X 39"H (6" Legs Included)

Self-Contained Bin Storage Capacity Up to 80 Lbs.†


Model Number	Condenser	Lbs. of Ice per 24 hours 90°A / 70°W	Lbs. of Ice per 24 hours 70°A / 50°W	Electrical	kWh per 100 Lbs.	Shipping Weight	List Price
F-330BAJ-C	Air-Cooled	214	288	115V/60/1	7.3	178 Lbs.	\$16,979


Accessories: **LP-6 LEG** Four 6" Stainless Steel Legs Package available (optional) \$484
H9320-51 Recommended Water Filtration - Single Configuration \$828



Four 6" Legs Package (LP-6P LEG) included
[†]Rated in accordance with AHRI Standard 820(I-P). Capacity based on 100% of total volume x 30 lb/ft³ average density of ice.

F-450MAJ-C




Mini 

CUBELET

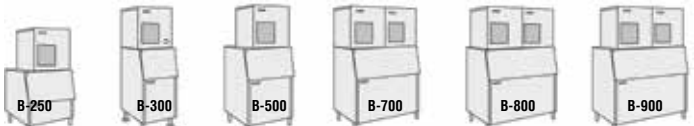
Ice Machine Dimensions: 22"W X 27 ³/₈"D X 22"H

Model Number	Condenser	Lbs. of Ice per 24 hours 90°A / 70°W	Lbs. of Ice per 24 hours 70°A / 50°W	Electrical	kWh per 100 Lbs.	Shipping Weight	List Price
F-450MAJ-C*	Air-Cooled	316	412	115V/60/1	6.10	170 Lbs.	\$15,433

Accessories: **H9320-51** Recommended Water Filtration - Single Configuration \$828



*Not recommended for dispensing applications



30 x 32 1/2 x 55 3/8 22 x 32 1/2 x 68 30 x 32 1/2 x 68 44 x 32 1/2 x 68 48 x 32 1/2 x 68 52 x 32 1/2 x 68
 Dimensions shown in W x D x H include Bins. See TOP KIT MATRIX (pg 36) for top kit options based on bin size.



CUBELET

F-801M_J-C **Small** **CUBELET**

Ice Machine Dimensions: 22"W X 27^{3/8}"D X 26"H

Model Number	Condenser	Lbs. of Ice per 24 hours 90°A / 70°W	Lbs. of Ice per 24 hours 70°A / 50°W	Electrical	kWh per 100 Lbs.	Shipping Weight	List Price
F-801MAJ-C*	Air-Cooled	532	690	115V/60/1	5.00	205 Lbs.	\$19,978
F-801MWJ-C	Water-Cooled	580	632	115V/60/1	4.13	205 Lbs.	\$19,791

Accessories: **H9320-51** Recommended Water Filtration - Single Configuration \$828

*ENERGY STAR qualified

30 x 32 1/2 x 59 3/8 22 x 32 1/2 x 72 30 x 32 1/2 x 72 44 x 32 1/2 x 72 48 x 32 1/2 x 72 52 x 32 1/2 x 72

Dimensions shown in W x D x H include Bins. See TOP KIT MATRIX (pg 36) for top kit options based on bin size.

F-1002M_J-C **Small** **CUBELET**

Ice Machine Dimensions: 22"W X 27^{3/8}"D X 26"H

Model Number	Condenser	Lbs. of Ice per 24 hours 90°A / 70°W	Lbs. of Ice per 24 hours 70°A / 50°W	Electrical	kWh per 100 Lbs.	Shipping Weight	List Price
F-1002MAJ-C	Air-Cooled	726	890	115V/60/1	4.57	210 Lbs.	\$22,883
F-1002MWJ-C	Water-Cooled	878	770	115V/60/1	3.8	205 Lbs.	\$23,102
F-1002MRJ-C	Remote A-C	680	821	115V/60/1	4.94	210 Lbs.	\$23,243

Accessories: **H9320-51** Recommended Water Filtration - Single Configuration \$828

Use URC-5F Condenser for Remote Air-Cooled Unit

22 x 32 1/2 x 72 30 x 32 1/2 x 72 44 x 32 1/2 x 72 48 x 32 1/2 x 72 52 x 32 1/2 x 72

Dimensions shown in W x D x H include Bins. See TOP KIT MATRIX (pg 36) for top kit options based on bin size.

F-1501M_J-C **Medium** **CUBELET**

Ice Machine Dimensions: 30"W X 27^{3/8}"D X 34^{7/16}"H

Model Number	Condenser	Lbs. of Ice per 24 hours 90°A / 70°W	Lbs. of Ice per 24 hours 70°A / 50°W	Electrical	kWh per 100 Lbs.	Shipping Weight	List Price
F-1501MAJ-C	Air-Cooled	1020	1327	208-230V/60/1	4.61	325 Lbs.	\$30,240
F-1501MWJ-C	Water-Cooled	1218	1376	208-230V/60/1	3.76	330 Lbs.	\$30,428
F-1501MRJ-C	Remote A-C	1125	1335	208-230V/60/1	4.35	325 Lbs.	\$30,006

Accessories: **H9320-51** Recommended Water Filtration - Single Configuration \$828

Use URC-14F Condenser for Remote Air-Cooled Unit


30 x 32 1/2 x 79 1/4 44 x 32 1/2 x 79 1/4 48 x 32 1/2 x 79 1/4 52 x 32 1/2 x 79 1/4


Dimensions shown in W x D x H include Bins. See TOP KIT MATRIX (pg 36) for top kit options based on bin size.



CUBELET

F-2001MRJ-C








Medium

CUBELET





Ice Machine Dimensions: 30"W x 27 1/2"D x 34 7/16"H

Model Number	Condenser	Lbs. of Ice per 24 hours 90°A / 70°W	Lbs. of Ice per 24 hours 70°A / 50°W	Electrical	kWh per 100 Lbs.	Shipping Weight	List Price
F-2001MRJ-C	Remote A-C	1500	1832	208-230V/60/1	4.35	345 Lbs.	\$39,675

Accessories: H9320-51 Recommended Water Filtration - Single Configuration \$828


Use URC-22F Condenser for Remote Air-Cooled Unit







30 x 32 1/2 x 79 1/4 44 x 32 1/2 x 79 1/4 48 x 32 1/2 x 79 1/4 52 x 32 1/2 x 79 1/4

Dimensions shown in W x D x H include Bins. See TOP KIT MATRIX (pg 36) for top kit options based on bin size.

FD-650M_J-C









Small

CUBELET

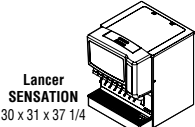
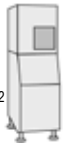
Ice Machine Dimensions: 22"W X 24"D X 26"H

Model Number	Condenser	Lbs. of Ice per 24 hours 90°A / 70°W	Lbs. of Ice per 24 hours 70°A / 50°W	Electrical	kWh per 100 Lbs.	Shipping Weight	List Price
FD-650MAJ-C	Air-Cooled	495	634	115V/60/1	5.5	185 Lbs.	\$18,635
FD-650MWJ-C	Water-Cooled	520	622	115V/60/1	4.02	185 Lbs.	\$18,853
FD-650MRJ-C*	Remote A-C	470	588	115V/60/1	4.95	185 Lbs.	\$18,416

Accessories: H9320-51 Recommended Water Filtration - Single Configuration \$828


Use URC-5F Condenser for Remote Air-Cooled Unit





*ENERGY STAR qualified

Dimensions shown in W x D x H include Bins. See TOP KIT MATRIX (pg 36) for top kit options based on bin size.

FD-1002M_J-C








Small

CUBELET

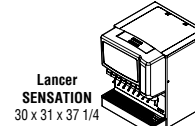
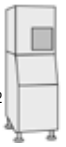
Ice Machine Dimensions: 22"W X 24"D X 26"H

Model Number	Condenser	Lbs. of Ice per 24 hours 90°A / 70°W	Lbs. of Ice per 24 hours 70°A / 50°W	Electrical	kWh per 100 Lbs.	Shipping Weight	List Price
FD-1002MAJ-C	Air-Cooled	726	890	115V/60/1	4.57	210 Lbs.	\$23,430
FD-1002MRJ-C	Remote A-C	680	821	115V/60/1	4.94	210 Lbs.	\$23,446

Accessories: H9320-51 Recommended Water Filtration - Single Configuration \$828




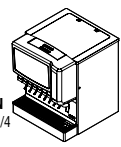
Use URC-5F Condenser for Remote Air-Cooled Unit




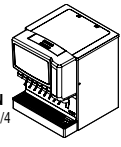






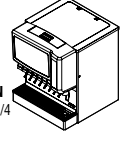
Dimensions shown in W x D x H include Bins. See TOP KIT MATRIX (pg 36) for top kit options based on bin size.



CUBELET Serenity Series

		CUBELET				
		Ice Machine Dimensions: 30"W X 11"D X 26"H				
		Model Number	Condenser	Lbs. of Ice per 24 hours 90°A / 70°W 70°A / 50°W	Electrical	kWh per 100 Lbs. 90°A / 70°W 70°A / 50°W
FS-1001MLJ-C	Remote A-C	720 851	115V/60/1	5.07 4.29	166 Lbs.	\$21,009
Accessories: H9320-51 Recommended Water Filtration - Single Configuration						\$828
						
Use SRC-10J Condenser for Remote Air-Cooled Unit						 Lancer SENSATION 30 x 31 x 37 1/4

		CUBELET				
		Ice Machine Dimensions: 22"W X 16 1/2"D X 26"H				
		Model Number	Condenser	Lbs. of Ice per 24 hours 90°A / 70°W 70°A / 50°W	Electrical	kWh per 100 Lbs. 90°A / 70°W 70°A / 50°W
FS-1022MLJ-C	Remote A-C	730 889	115V/60/1	5.10 3.93	150 Lbs.	\$23,867
Accessories: H9320-51 Recommended Water Filtration - Single Configuration						\$828
						
Use SRC-10J Condenser for Remote Air-Cooled Unit						 Lancer SENSATION 30 x 31 x 37 1/4









		CUBELET				
		Ice Machine Dimensions: 30"W X 16 1/2"D X 34 1/4"H				
		Model Number	Condenser	Lbs. of Ice per 24 hours 90°A / 70°W 70°A / 50°W	Electrical	kWh per 100 Lbs. 90°A / 70°W 70°A / 50°W
FS-1501MLJ-C	Remote A-C	1125 1386	115V/60/1	4.75 3.67	229 Lbs.	\$26,101
Accessories: H9320-51 Recommended Water Filtration - Single Configuration						\$828
						
Use SRC-14J Condenser for Remote Air-Cooled Unit						 Lancer SENSATION 30 x 31 x 37 1/4



















DISPENSER

Features & Benefits of HOSHIZAKI DCM Dispensers

- Attractive stainless steel exterior provides long life and easy maintenance
- KMEdge dispensers feature a built-in insulated storage bin
- Three dimensional agitation prevents clumping and assists in delivering ice conveniently
- DKM Hotel Dispenser features the industry's only one-piece design and is 35% quieter than other hotel dispensers
- DB Series accommodates KMEdge Series Cubers
- DCM Series dispenses easy to chew cubelet ice and water
- DWM Water Dispenser offers four water choices in a small footprint
- HOSHIZAKI's DCM Opti-Serve™ Series offers hands-free dispensing and helps eliminate the possibility of cross-contamination
- All dispensers feature built-in ice storage capacity

		CUBELET Ice & Water Dispenser					
		*Dimensions: 16 5/8" W X 24 1/4" D X 31 3/4" H (4" Legs Included)					
Model Number	Condenser	Lbs. of Ice per 24 hours 90°A / 70°W	Lbs. of Ice per 24 hours 70°A / 50°W	Electrical	kWh per 100 Lbs.	Shipping Weight	List Price
DCM-271BAH	Air-Cooled	196	257	115V/60/1	6.9	154 Lbs.	\$16,260
   							
Four 4" Legs included †Rated in accordance with AHRI Standard 820(I-P). Capacity based on 100% of total volume x 30 lb/ft ³ average density of ice.				 <p style="text-align: center;">Floor Model with Optional Stand 16 9/16 x 24 1/8 x 66 7/8 W x D x H</p>		 <p style="text-align: center;">Counter-Top with 4" Legs 16 9/16 x 24 1/8 x 31 11/16 W x D x H</p>	
NOTE: DCM-271BAH is made to pair with SD-271 stand. Placing a DCM-271BAH on SD-270 stand will require a new drain hole to be cut.							

		CUBELET Ice & Water Dispenser					
		*Dimensions: 26"W X 22 1/2"D X 40"H					
Model Number	Condenser	Lbs. of Ice per 24 hours 90°A / 70°W	Lbs. of Ice per 24 hours 70°A / 50°W	Electrical	kWh per 100 Lbs.	Shipping Weight	List Price
DCM-300BAH	Air-Cooled	232	321	115V/60/1	6.84	240 Lbs.	\$20,618
  							
Unit supplied without legs †Rated in accordance with AHRI Standard 820(I-P). Capacity based on 100% of total volume x 30 lb/ft ³ average density of ice.				 <p style="text-align: center;">Counter-Top 26 x 22 1/2 x 40 W x D x H</p>		 <p style="text-align: center;">Counter-Top with Optional 6" Legs 26 x 22 1/2 x 46 W x D x H</p>	
						 <p style="text-align: center;">Floor Model with Optional Stand 26 x 22 1/2 x 72 1/2 W x D x H</p>	

		CUBELET Ice & Water Dispenser					
		*Dimensions: 26"W X 22 1/2"D X 40"H					
Model Number	Condenser	Lbs. of Ice per 24 hours 90°A / 70°W	Lbs. of Ice per 24 hours 70°A / 50°W	Electrical	kWh per 100 Lbs.	Shipping Weight	List Price
DCM-500BAH	Air-Cooled	450	618	115V/60/1	5.62	255 Lbs.	\$26,195
DCM-500BWH	Water-Cooled	512	590	115V/60/1	4.48	255 Lbs.	\$26,413
  							
Unit supplied without legs †Rated in accordance with AHRI Standard 820(I-P). Capacity based on 100% of total volume x 30 lb/ft ³ average density of ice.				 <p style="text-align: center;">Counter-Top 26 x 22 1/2 x 40 W x D x H</p>		 <p style="text-align: center;">Counter-Top with Optional 6" Legs 26 x 22 1/2 x 46 W x D x H</p>	
						 <p style="text-align: center;">Floor Model with Optional Stand 26 x 22 1/2 x 72 1/2 W x D x H</p>	

*Includes Ice Machine & Dispenser Dimensions



DISPENSER

DCM-75_B_H		CUBELET Ice & Water Dispenser								
		*Dimensions: 34 1/16" W X 28 1/2" D X 48 1/16" H					Ice Bin Storage Capacity Up to 95 Lbs.†			
	Model Number	Condenser	Lbs. of Ice per 24 hours 90°A / 70°W	Lbs. of Ice per 24 hours 70°A / 50°W	Electrical	kWh per 100 Lbs.	Shipping Weight	List Price		
	DCM-752BAH	Air-Cooled	576	782	115V/60/1	5.10	345 Lbs.	\$34,270		
	DCM-751BWH	Water-Cooled	678	782	115V/60/1	4.76	345 Lbs.	\$34,911		
		Unit supplied without legs †Rated in accordance with AHRI Standard 820(I-P). Capacity based on 100% of total volume x 30 lb/ft ³ average density of ice.			 Counter-Top 26 x 22 1/2 x 40 W x D x H		 Counter-Top with Optional 6" Legs 26 x 22 1/2 x 46 W x D x H		 Floor Model with Optional Stand 26 x 22 1/2 x 72 1/2 W x D x H	

*Includes Ice Machine & Dispenser Dimensions

DCM DISPENSERS ACCESSORIES

Model Number	Description	For Use With	List Price
LP-4 LEG	Four 4" Stainless Steel Legs Package available (optional)	DCM-271 BAH	\$437
LP-6 LEG	Four 6" Stainless Steel Legs Package available	DCM-300 BAH, DCM-500 BAH, DCM-75_B_H	\$484
LP-6P LEG	Four 6" Painted Legs Package available	DCM-300 BAH, DCM-500 BAH, DCM-75_B_H	\$453
SD-271	Equipment Stand	DCM-271 BAH	\$2,702
SD-500	Equipment Stand	DCM-300 BAH, DCM-500 BAH	\$2,983
SD-750	Equipment Stand	DCM-75_B_H	\$3,686
HS-2066	Seismic Wall Mount Kit	DCM-300 BAH, DCM-500 BAH	\$406
HS-2067	Seismic Wall Mount Kit	DCM-75_B_H	\$515
HS-2070	Seismic Wall Mount Kit	DCM-271 BAH	\$391
HS-2071	Leg Seismic Kit	DCM-300 BAH, DCM-500 BAH	\$1,047
HS-2072	Leg Seismic Kit	DCM-75_B_H	\$953
HS-2104	Wall Mount Kit	DCM-271 BAH	\$1,765
HS-5554	Small Square Anti-Microbial Cover (30 mm x 30 mm)	DCM-271 BAH	\$62
HS-5559	Round Anti-Microbial Cover (25 mm diameter)	DCM-300 BAH, DCM-500 BAH, DCM-75_B_H	\$125
H9320-51	Recommended Water Filtration - Single Configuration	DCM-271 BAH, DCM-300 BAH, DCM-500 BAH, DCM-75_B_H	\$828
H9320-54	4H-SI Water Filter Hoshizaki Healthcare Filtration System - Single Configuration	DCM-271 BAH, DCM-300 BAH, DCM-500 BAH, DCM-75_B_H	\$890
H9655-08	4H-SI Water Filter Hoshizaki Healthcare Filtration System - Cartridge (1 pk)	DCM-271 BAH, DCM-300 BAH, DCM-500 BAH, DCM-75_B_H	\$625



DISPENSER

DCM-271BAH-OS



CUBELET Ice & Water Dispenser

Hands-free sensor designed for use with opaque containers. Not intended for outdoor use - avoid placement in direct sunlight.

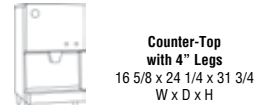
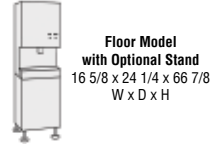
*Dimensions: 16 ⁵/₈" W X 24 ¹/₄" D X 31 ³/₄" H (4" Legs Included)

Ice Bin Storage Capacity
Up to 10 Lbs.[†]

Model Number	Condenser	Lbs. of Ice per 24 hours 90°A / 70°W	Lbs. of Ice per 24 hours 70°A / 50°W	Electrical	kWh per 100 Lbs.	Shipping Weight	List Price
DCM-271BAH-OS	Air-Cooled	196	257	115V/60/1	6.9	154 Lbs.	\$16,448



Four 4" Legs included
[†]Rated in accordance with AHRI Standard 820(I-P).
 Capacity based on 100% of total volume x 30 lb/ft³ average density of ice.



DCM-300BAH-OS



CUBELET Ice & Water Dispenser

Hands-free sensor designed for use with opaque containers. Not intended for outdoor use - avoid placement in direct sunlight.

*Dimensions: 26"W X 22 ¹/₂" D X 40"H

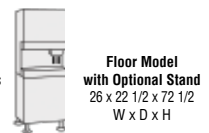
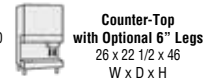
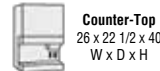
Ice Bin Storage Capacity
Up to 40 Lbs.[†]

Model Number	Condenser	Lbs. of Ice per 24 hours 90°A / 70°W	Lbs. of Ice per 24 hours 70°A / 50°W	Electrical	kWh per 100 Lbs.	Shipping Weight	List Price
DCM-300BAH-OS	Air-Cooled	232	321	115V/60/1	6.84	240 Lbs.	\$21,196



Unit supplied without legs
[†]Rated in accordance with AHRI Standard 820(I-P).
 Capacity based on 100% of total volume x 30 lb/ft³ average density of ice.

On a counter without legs or on a stand



DCM-500B_H-OS



CUBELET Ice & Water Dispenser

Hands-free sensor designed for use with opaque containers. Not intended for outdoor use - avoid placement in direct sunlight.

*Dimensions: 26"W X 22 ¹/₂" D X 40"H

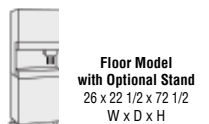
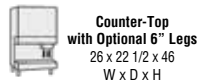
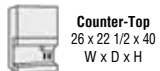
Ice Bin Storage Capacity
Up to 40 Lbs.[†]

Model Number	Condenser	Lbs. of Ice per 24 hours 90°A / 70°W	Lbs. of Ice per 24 hours 70°A / 50°W	Electrical	kWh per 100 Lbs.	Shipping Weight	List Price
DCM-500BAH-OS	Air-Cooled	450	618	115V/60/1	5.62	276 Lbs.	\$26,413
DCM-500BWH-OS	Water-Cooled	512	590	115V/60/1	4.48	255 Lbs.	\$26,601



Unit supplied without legs
[†]Rated in accordance with AHRI Standard 820(I-P).
 Capacity based on 100% of total volume x 30 lb/ft³ average density of ice.

On a counter without legs or on a stand



DCM-75_B_H-OS



CUBELET Ice & Water Dispenser

Hands-free sensor designed for use with opaque containers. Not intended for outdoor use - avoid placement in direct sunlight.

*Dimensions: 34 ¹/₁₆" W X 28 ¹/₂" D X 48 ¹/₁₆" H

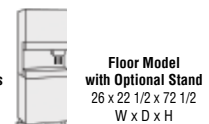
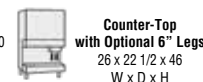
Ice Bin Storage Capacity
Up to 95 Lbs.[†]

Model Number	Condenser	Lbs. of Ice per 24 hours 90°A / 70°W	Lbs. of Ice per 24 hours 70°A / 50°W	Electrical	kWh per 100 Lbs.	Shipping Weight	List Price
DCM-752BAH-OS	Air-Cooled	576	782	115V/60/1	5.10	345 Lbs.	\$34,473
DCM-751BWH-OS	Water-Cooled	678	782	115V/60/1	4.76	345 Lbs.	\$35,114



Unit supplied without legs
[†]Rated in accordance with AHRI Standard 820(I-P).
 Capacity based on 100% of total volume x 30 lb/ft³ average density of ice.








On a counter without legs or on a stand

















*Includes Ice Machine & Dispenser Dimensions



DISPENSER

		KMEdge DB Dispenser					
		Ice Machine/Dispenser Dimensions: 22"W X 30"D X 53"H (6" Legs Included)					
		Model Number	Application Ice Storage Capacity	Dispensing Rate	Electrical	Icemaker kWh per 100 lbs.	Shipping Weight
DB-130H	130 Lbs.	20 lbs. / min.	115V/60/1	N/A	195 Lbs.	\$11,465	
  		Four Painted 6" Flange Legs included Note: 90 Day Warranty on accessory parts Ice dispensing area is ADA compliant Only dispenses crescent ice				 22 x 30 x 53 W x D x H	 KM-350/520/660M Cuber sold separately 22 x 30 x 81 W x D x H

		KMEdge DB Dispenser					
		Ice Machine/Dispenser Dimensions: 30"W X 30"D X 53"H (6" Legs Included)					
		Model Number	Application Ice Storage Capacity	Dispensing Rate	Electrical	Icemaker kWh per 100 lbs.	Shipping Weight
DB-200H	200 Lbs.	13 lbs. / min.	115V/60/1	N/A	220 Lbs.	\$13,152	
  		Four Painted 6" Flange Legs included Note: 90 Day Warranty on accessory parts Ice dispensing area is ADA compliant Only dispenses crescent ice				 30 x 30 x 53 W x D x H	 KML-700 Cuber sold separately 30 x 30 x 79 W x D x H

		KMEdge DKM Dispenser						
		Ice Machine/Dispenser Dimensions: 30"W X 28"D X 77"H (6" Legs Included)						
		Model Number	Lbs. of Ice per 24 hours 70°F / 50°F	Application Ice Storage Capacity	Dispensing Rate	Electrical	Icemaker kWh per 100 lbs.	Shipping Weight
DKM-500BAJ*	545 Lbs.	200 Lbs.	13 lbs. / min.	115V/60/1	5.56	300 Lbs.	\$26,710	
DKM-500BWJ	540 Lbs.	200 Lbs.	13 lbs. / min.	115V/60/1	4.79	310 Lbs.	\$26,945	
    		Rated in accordance with AHRI Standard 80		Four Painted 6" Flange Legs included DKM-500B - Ice dispensing area is ADA compliant				
<p>*ENERGY STAR qualified</p>								


DCM-OS, DB & DKM - DISPENSERS ACCESSORIES

Model Number	Description	For Use With	List Price
LP-4 LEG	Four 4" Stainless Steel Legs Package available (optional)	DCM-271BAH-OS	\$437
LP-6 LEG	Four 6" Stainless Steel Legs Package available	DCM-300BAH-OS, DCM-500BAH-OS, DCM-75_B_H-OS, DB-200H	\$484
LP-6P LEG	Four 6" Painted Legs Package available	DCM-300BAH-OS, DCM-500BAH-OS, DCM-75_B_H-OS	\$453
LP-6 FLANGE LEG	Four 6" Stainless Steel Legs Package available	DB-130H	\$562
SD-271	Equipment Stand	DCM-271BAH-OS	\$2,702
SD-500	Equipment Stand	DCM-300BAH-OS, DCM-500BAH-OS	\$2,983
SD-750	Equipment Stand	DCM-75_B_H-OS	\$3,686
HS-2036	Top Kit for KM-350M, KM-520M or KM-660M	DB-200H	\$437
HS-2066	Seismic Wall Mount Kit	DCM-300BAH-OS, DCM-500BAH-OS	\$406
HS-2067	Seismic Wall Mount Kit	DCM-75_B_H-OS	\$515
HS-2070	Seismic Wall Mount Kit	DCM-271 BAH-OS	\$391
HS-2071	Leg Seismic Kit	DCM-300BAH-OS, DCM-500BAH-OS	\$1,047
HS-2072	Leg Seismic Kit	DCM-75_B_H-OS	\$953
HS-2104	Wall Mount Kit	DCM-271BAH-OS	\$1,765
HS-2109	Chute & grill replacement kit	DB-130H, DB-200H	\$703
HS-3586	6" Casters - Set of 4	6" Casters - Set of 4	\$984
H9320-51	Recommended Water Filtration - Single Configuration	DCM-300BAH-OS, DCM-500BAH-OS, DCM-75_B_H-OS, DKM-500BAJ	\$828




DISPENSER

DM-200B



KMEdge Ice & Water Dispenser

Dispenser Dimensions: 30"W X 28"D X 36 3/8"H




Model Number	Application Ice Storage Capacity	Dispensing Rate	Electrical	Icemaker Production per 24 hrs.	Icemaker kWh per 100 lbs.	Shipping Weight	List Price
DM-200B	200 lbs.	7.5 lbs. / min.	115-120V/60/1	N/A	N/A	210 Lbs.	\$13,543

Accessories:


HS-2036 Top Kit for KM-350M, KM-520M or KM-660M \$437

DM Legs Four 4" Black Die Cast Legs Kit \$375


SD-200 Equipment Stand \$3,655



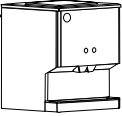
CERTIFIED
SAFE FOR
SCHOOLS




Intertek



ADA COMPLIANT




Counter-Top
30 x 28 x 36 3/8
W x D x H



Counter-Top
with optional 4" legs
30 x 28 x 40 3/8
W x D x H


Unit supplied without legs
Only dispenses crescent ice

DM-4420N



CUBELET Ice & Water Dispenser

Dimensions: 22"W X 30 1/2"D X 40"H





Model Number	Application Ice Storage Capacity	Dispensing Rate	Electrical	Icemaker Production per 24 hrs.	Icemaker kWh per 100 lbs.	Shipping Weight	List Price
DM-4420N	200 lbs.	N/A	115-120V/60/1	N/A	N/A	235 Lbs.	\$14,058


Accessories:

HS-5329 Top Kit for for FS-1022MLJ-C \$312

HS-5330 Top Kit for for FD-650M_J-C & FD-1002M_J-C \$859








Intertek


CANADIAN ENERGY
PERFORMANCE VERIFIED
RENDEMENT ENERGETIQUE VERIFIED

DWM-20A



MODwater Water Dispenser

Dimensions: 14 7/8"W x 21 3/8"D x 16 5/8"H



Model Number	Max Draw of Chilled Water (Chilled or Sparkling)	Max Flow Rate (Chilled)	Heat Rejection	Refrigerant Type/Charge	Max. Fuse Size or HACR Circuit Breaker	Max Amps	Voltage	Shipping Weight	List Price
DWM-20A	20 gal/hour	0.9 gal/min	450W	R-134a/ 4.23 oz	15A	9A	120V/60/1	90 Lbs.	\$10,137

Accessories:

HS-5441 Replacement All-in-One Filter Cartridge, HS-5441 (pack of 2) \$640


HS-5442 Replacement Alkaline Chamber \$672


HS-5504 6-Month Replacement Kit: Filters (2 ea.) alkaline chamber, air filter, nozzle tip w/aerator \$1,328


HS-5542 DWM Top Kit for SD-271 \$359

HS-5560 Large Square Anti-Microbial Cover (50 mm x 50 mm) \$109

Installation kit included
CO₂ tank must be sourced from other vendor







TYPES OF WATER DISPENSED




Chilled	Temp.	34°-36°F
Sparkling	Carbonation	3.7 Vol.
Alkaline	pH (avg.)	8.0-9.0
Hot	Factory set	185°F



ICE STORAGE BINS


HOSHIZAKI Ice Storage Bins are available with stainless steel exterior for easy cleaning and long-lasting attractive appearance. Sturdy construction for side-by-side or stacked installations and non-corrosive bin liner provide safe, sanitary storage of cubed or flaked ice. Foamed-in-place polyurethane insulation in all bin walls and bottom provides dependable ice storage. H-GUARD Plus® Antimicrobial Agent adds extra protection to the ice scoop (included).





B-250SF		Model Number	Exterior Finish	Application Ice Storage Capacity	Dimensions W x D x H (Height includes 6" legs)	Shipping Weight	List Price
		B-250SF	Stainless Steel	250 Lbs.	30" x 32 ^{1/2} " x 33 ^{3/8} "	110 Lbs.	\$3,827
	Accessories LP-6 LEG Four 6" Stainless Steel Legs Package available \$484 HS-2033 Order 8" Top Kit to accommodate 22"W ice machines \$484 HS-5429 Bin Door Catch \$86 HS-5607 Optional Bin Scoop Holder \$219 Four 6" Painted Legs included Refer to Top Kit Matrix for necessary configurations						
B-300SF BD-300SF**		Model Number	Exterior Finish	Application Ice Storage Capacity	Dimensions W x D x H (Height includes 6" legs)	Shipping Weight	List Price
		B-300SF	Stainless Steel	300 Lbs.	22" x 32 ^{1/2} " x 46"	125 Lbs.	\$3,952
	Accessories LP-6 FLANGE LEG Four 6" Stainless Steel Flange Legs Package available \$562 HS-5429 Bin Door Catch \$86 HS-5607 Optional Bin Scoop Holder \$219 Four 6" Painted Flanged Legs included Refer to Top Kit Matrix for necessary configurations						
			BD-300SF	Stainless Steel	300 Lbs.	22" x 32 ^{1/2} " x 46"	135 Lbs.
Accessories LP-6 FLANGE LEG Four 6" Stainless Steel Flange Legs Package available \$562 HS-5429 Bin Door Catch \$86 HS-5607 Optional Bin Scoop Holder \$219 For use with KMD-410M, KMS-822M, FD-650M-C, FD-1001M-C **BD Bins fit 24" to 24 1/2" deep Ice Machines without Top Kit extension							
B-500SF BD-500SF**		Model Number	Exterior Finish	Application Ice Storage Capacity	Dimensions W x D x H (Height includes 6" legs)	Shipping Weight	List Price
		B-500SF	Stainless Steel	500 Lbs.	30" x 32 ^{1/2} " x 46"	140 Lbs.	\$4,405
	Accessories LP-6 LEG Four 6" Stainless Steel Legs Package available \$484 HS-2033 Order 8" Top Kit to accommodate 22"W ice machines \$484 HS-2129 Top Kit: KMD application \$562 HS-5429 Bin Door Catch \$86 HS-5607 Optional Bin Scoop Holder \$219 Four 6" Painted Legs included Refer to Top Kit Matrix for necessary configurations						
			BD-500SF	Stainless Steel	500 Lbs.	30" x 32 ^{1/2} " x 46"	155 Lbs.
Accessories LP-6 LEG Four 6" Stainless Steel Legs Package available \$484 For use with KMD-460M, KMD-530M, KMD-860M **BD Bins fit 24" to 24 1/2" deep Ice Machines without Top Kit extension Four 6" Painted Legs included							





ICE STORAGE BINS

B-700SF	Model Number	Exterior Finish	Application Ice Storage Capacity	Dimensions W x D x H (Height includes 6" legs)	Shipping Weight	List Price
	B-700SF	Stainless Steel	700 Lbs.	44" x 32 ^{1/2} " x 46"	175 Lbs.	\$5,545
	Accessories LP-6 LEG Four 6" Stainless Steel Legs Package available \$484 HS-2035 Order 22" Top Kit to accommodate 22"W ice machines \$515 HS-2034 Order 14" Top Kit to accommodate 30"W ice machines \$484 HS-2130 Top Kit: KMD application \$672 HS-5429 Bin Door Catch \$86 HS-5607 Optional Bin Scoop Holder \$219 Four 6" Painted Legs included Refer to Top Kit Matrix for necessary configurations					

B-800SF	Model Number	Exterior Finish	Application Ice Storage Capacity	Dimensions W x D x H (Height includes 6" legs)	Shipping Weight	List Price
	B-800SF	Stainless Steel	800 Lbs.	48" x 32 ^{1/2} " x 46"	185 Lbs.	\$5,982
	Accessories LP-6 LEG Four 6" Stainless Steel Legs Package available \$484 HS-2035 22" Top Kit & HS-2032 - 4" Top Kit to accommodate 22"W ice machines \$953 HS-2032 4" Top Kit to accommodate (2) 22"W ice machines \$437 HS-2034 Order 14" Top Kit & HS-2032 - 4" Top Kit to accommodate 30"W machines \$922 HS-2131 Top Kit: KMD application \$797 HS-5429 Bin Door Catch \$86 HS-5607 Optional Bin Scoop Holder \$219 Four 6" Painted Legs included Refer to Top Kit Matrix for necessary configurations					

B-900SF	Model Number	Exterior Finish	Application Ice Storage Capacity	Dimensions W x D x H (Height includes 6" legs)	Shipping Weight	List Price
	B-900SF	Stainless Steel	900 Lbs.	52" x 32 ^{1/2} " x 46"	195 Lbs.	\$6,264
	Accessories LP-6 LEG Four 6" Stainless Steel Legs Package available \$484 HS-2035 Order 22" Top Kit to accommodate 30"W ice machines \$515 HS-2035 22" Top Kit & HS-2033 - 8" Top Kit to accommodate 22"W ice machines \$1,000 HS-2033 8" Top Kit to accommodate (2) 22"W machines \$484 HS-2032 4" Top Kit to accommodate 48"W ice machines \$437 HS-2132 Top Kit: KMD application \$968 HS-5429 Bin Door Catch \$86 HS-5607 Optional Bin Scoop Holder \$219 Four 6" Painted Legs included Refer to Top Kit Matrix for necessary configurations					

B-1150SS / B-1300SS	Model Number	Exterior Finish	Application Ice Storage Capacity	Dimensions W x D x H (Height includes 6" legs)	Shipping Weight	List Price
	B-1150SS	Stainless Steel	1148 Lbs.	48" x 41" x 60"	315 Lbs.	\$12,683
	B-1300SS	Stainless Steel	1304 Lbs.	48" x 41" x 66"	330 Lbs.	\$13,121
Four 6" Stainless Steel Legs included, baffle design increases ice accessibility by 30% Universal top included - Check Top Kit Application Guide for detail						

B-1500SS / B-1650SS	Model Number	Exterior Finish	Application Ice Storage Capacity	Dimensions W x D x H (Height includes 6" legs)	Shipping Weight	List Price
	B-1500SS	Stainless Steel	1500 Lbs.	60" x 41" x 62"	360 Lbs.	\$14,308
	B-1650SS	Stainless Steel	1605 Lbs.	60" x 41" x 66"	375 Lbs.	\$14,792
Four 6" Stainless Steel Legs included, baffle design increases ice accessibility by 30% Universal top included - Check Top Kit Application Guide for detail						



DISPENSER STANDS

SD STANDS DM and DCM Series Dispensers	Model Number	Use with Ice Machine / Dispenser Model	Dimensions W x D x H (Height includes 6" legs)	Shipping Weight	List Price
	SD-200	DM-200B	30" x 28" x 32 ^{13/16"}	105 lbs.	\$3,655
	SD-271	DCM-271 (-OS)	16 ^{1/2"} x 24" x 35 ^{3/16"}	85 lbs.	\$2,702
	SD-500	DCM-300 (-OS) / DCM-500 (-OS)	25 ^{7/8"} x 22" x 32 ^{3/4"}	90 lbs.	\$2,983
	SD-750	DCM-751 (-OS) / DCM-752 (-OS)	34" x 28" x 32 ^{3/4"}	110 lbs.	\$3,686
Accessories					
LP-6 FLANGE LEG Four 6" Stainless Steel Flange Legs Package available (optional)					\$562
Leg Kits: HS-2066 Seismic Kit for SD 500 Stands					\$406
HS-2071 Leg Seismic Kit SD 500 Stands					\$1,047
Four 6" Painted Legs included					
NOTE: DCM-271BAH is made to pair with SD-271 stand. Placing a DCM-271BAH on SD-270 stand will require a new drain hole to be cut.					



- Heavy duty stands for floor model ice machines/dispensers
- Easy cleaning and maintenance

- Attractive stainless steel exterior
- Locking doors standard





TOP KIT MATRIX

	22" Width	22" Width	30" Width	30" Width	44" Width	44" Width	48" Width	60" Width
	KM-350M KM-520M KM-660M F-450M F-801M F-1002M	KMD-410M† KMS-822M FD-650M-C† FD-1002M-C	KM-901M KM-1340M KM-1601M KML Series F-1501M F-2001	KMD-460M‡ KMD-530M‡ KMD-860M‡ KMS-1402M* KMS-2000M*	2 KM-350M 2 KM-520M 2 KM-660M IM-500S 2 F-450M 2 F-801M 2 F-1002M	2 KMD-410M 2 FD-650M-C 2 FD-1002M-C	KM-1301S KM-1400S KM-1601S KM-1900S KM-2200S KM-2600S	2 KM-901M 2 KM-1100M 2 KM-1340M 2 KM-1601M 2 KML Series 2 F-1501/2001M 2 KMD Series**
22" Width B-300SF DB-130H	— (DB-130H - KMD only)	HS-5424 HS-2153 <i>(KMD-410 on B-300 only)</i>	N/A	N/A	N/A	N/A	N/A	N/A
BD-300SF†	N/A	—	N/A	N/A	N/A	N/A	N/A	N/A
30" Width B-250SF B-500SF	HS-2033	HS-2033 & HS-2129	—	HS-2129	N/A	N/A	N/A	N/A
BD-500SF†	N/A	N/A	N/A	— <i>(Only fits KMD Units)</i>	N/A	N/A	N/A	N/A
44" Width B-700SF	HS-2035	HS-2035 & HS-2130	HS-2034	HS-2130 & HS-2034	—	HS-2130 <i>(KMD-410M does not apply.)</i>	N/A	N/A
48" Width B-800SF	HS-2035 & HS-2032	HS-2035, HS-2032 & HS-2131	HS-2034 & HS-2032	HS-2131, HS-2034 & HS-2032	HS-2032	HS-2032 & HS-2131	—	N/A
48" Width B-1150SS B-1300SS	UNIVERSAL TOP KIT INCLUDED	N/A	UNIVERSAL TOP KIT INCLUDED	UNIVERSAL TOP KIT INCLUDED & HS-2147	IM & F UNITS ONLY <i>(HS-5397 for IM-500)</i>	N/A	UNIVERSAL TOP KIT INCLUDED	N/A
52" Width B-900SF	HS-2035 & HS-2033	HS-2035 & HS-2033/2132	HS-2035	HS-2132 & HS-2035	HS-2033	HS-2033 & HS-2132	HS-2032	N/A
60" Width B-1500SS B-1650SS	N/A	N/A	UNIVERSAL TOP KIT INCLUDED & HS-2111	N/A	UNIVERSAL TOP KIT INCLUDED <i>(HS-5397 for IM-500)</i>	N/A	UNIVERSAL TOP KIT INCLUDED	UNIVERSAL TOP KIT INCLUDED
30" Width DB-200H DM-200B	HS-2036 <i>(Only fits KM Units)</i>	N/A	— <i>(Only fits KML Units)</i>	N/A	N/A	N/A	N/A	N/A

— Not top kit necessary | N/A Combination of ice maker and bin is not possible

*Except KMD-410M (See 22" Wide), †BD Bins Fit 24" to 24 1/2" Deep Ice makers w/o Top Kit, ‡HS-5065 Req'd for Air Cooled KMD-460/530MAJ

KMS[§], KMD, or FD on Bin Need Top Kit Extension:

Model Number	For Use With	List Price
HS-2129	B-500 Bins	\$562
HS-2130	B-700 Bins	\$672
HS-2131	B-800 Bins	\$797
HS-2132	B-800 & B-900 Bins	\$968
HS-2147	B-1150 & 1300 Bins	\$515
HS-2153	B-300 Bins	\$375
HS-5424	KMD on DB-130	\$172

§Except KMS-1122MLJ

36" Width - KMH-2100S - Fit Kloppenberg Bins Only (Sold Separately)


Model Number	Description	List Price
HS-2032	4" ABS Top Kit	\$437
HS-2033	8" ABS Top Kit	\$484
HS-2034	14" ABS Top Kit	\$484
HS-2035	22" ABS Top Kit	\$515
HS-2036	(2) 4" ABS Top Kits for KM on DB-200H	\$437
HS-2111	11.3" x 26.2" Stainless Cover/Separator	FREE
HS-2148	30" x 3.1" Stainless Cover	\$406
HS-5065	Front Panel Filter Kit for KMD-460/530M	\$1,203
HS-5397	Bin Control Kit for IM-500 on B-1150/1300/1500/1650	\$437



REMOTE CONDENSER

AIR-COOLED REMOTE CONDENSERS - URC / SRC / SRK

An Ice Machine with a **Remote Air Condenser** provides quiet operation at the icemaker location, improves efficiency, and saves energy with cooler operation. Sturdy construction and weather-resistant cabinet finish provides long life operation. Remote condensers may be installed outdoors up to 55 feet from the icemaker. For installations exceeding 55 feet, contact a Factory Technical Service Representative at 800-233-1940.



Model Number	For Use With	Electrical	Dimensions W x D x H (Height includes legs)	Shipping Weight	List Price
URC-5F	KM-520MRJ, KMD-530MRJ, KM-660MRJ, FD-650MRJ-C, FD-1002MRJ-C, F-1002MRJ(-C)	115/60/1	21 ^{15/16} " x 14 ^{1/8} " x 32 ^{13/16} "	60 Lbs.	\$3,202
Accessories					
Tubing Kit: R404-2046-2 - 20' Pre-charged R-404A					\$875
R404-3546-2 - 35' Pre-charged R-404A					\$1,140
HS-2150 - Quick-Connect Kit (not required if line set is ordered)					\$453

Model Number	For Use With	Electrical	Dimensions W x D x H (Height includes legs)	Shipping Weight	List Price
URC-9F	KML-700MRJ, KMD-860MRJ	115/60/1	35 ^{11/16} " x 14 ^{1/16} " x 36 ^{1/2} "	95 Lbs.	\$3,780
Accessories					
Tubing Kit: R404-2068-2 - 20' Pre-charged R-404A					\$875
R404-3568-2 - 35' Pre-charged R-404A					\$1,140
R404-5568-2 - 55' Pre-charged R-404A					\$1,437
HS-2150 - Quick-Connect Kit (not required if line set is ordered)					\$453

Model Number	For Use With	Electrical	Dimensions W x D x H (Height includes legs)	Shipping Weight	List Price
SRC-10J	FS-1001MLJ-C, FS-1022MLJ-C	230/60/1	38" x 29" x 37"	270 Lbs.	\$8,247
Accessories					
Tubing Kit: HS-5299 - 25' Brazing Required R-404A					\$875
HS-5300 - 35' Brazing Required R-404A					\$1,125
HS-5301 - 55' Brazing Required R-404A					\$1,390

Model Number	For Use With	Electrical	Dimensions W x D x H (Height includes legs)	Shipping Weight	List Price
SRK-10J	KMS-822MLJ	230/60/1 **	38" x 29" x 37"	226 Lbs.	\$9,559
Accessories					
Tubing Kit: HS-0250 - 25' Brazing Required R-404A					\$875
HS-0251 - 35' Brazing Required R-404A					\$1,125
HS-0252 - 55' Brazing Required R-404A					\$1,390

**3 wire with neutral for 115V



REMOTE CONDENSER

Model Number	For Use With	Electrical	Dimensions W x D x H (Height includes legs)	Shipping Weight	List Price
SRK-12J	KMS-1122MLJ	230/60/1**	50" x 19 ^{1/2} " x 43"	273 Lbs.	\$10,606
SRK-12J3	KMS-1122MLJ	230/60/3	50" x 19 ^{1/2} " x 43"	273 Lbs.	\$11,028
Accessories					
Tubing Kit: HS-0250 - 25' Brazing Required R-404A					\$875
HS-0251 - 35' Brazing Required R-404A					\$1,125
HS-0252 - 55' Brazing Required R-404A					\$1,390
**3 wire with neutral for 115V					

Model Number	For Use With	Electrical	Dimensions W x D x H (Height includes legs)	Shipping Weight	List Price
SRC-14J	FS-1501MLJ-C	230/60/1	37 ^{3/4} " x 26 ^{5/8} " x 37"	235 Lbs.	\$10,215
Accessories					
Tubing Kit: HS-5323 - 25' Brazing Required R-404A					\$875
HS-5324 - 35' Brazing Required R-404A					\$1,125
HS-5325 - 55' Brazing Required R-404A					\$1,390

Model Number	For Use With	Electrical	Dimensions W x D x H (Height includes legs)	Shipping Weight	List Price
SRK-15J	KMS-1402MLJ	230/60/1**	50" x 19 ^{1/2} " x 43"	275 Lbs.	\$11,777
SRK-15J3	KMS-1402MLJ	230/60/3	50" x 19 ^{1/2} " x 43"	275 Lbs.	\$11,981
Accessories					
Tubing Kit: HS-0250 - 25' Brazing Required R-404A					\$875
HS-0251 - 35' Brazing Required R-404A					\$1,125
HS-0252 - 55' Brazing Required R-404A					\$1,390
**3 wire with neutral for 115V					

Model Number	For Use With	Electrical	Dimensions W x D x H (Height includes legs)	Shipping Weight	List Price
URC-14F	KM-901MRJ(3), KM-1100MRJ, KM-1301SRJ(3), KM-1340MRJ(3), F-1501MRJ(-C)	115/60/1	35 ^{11/16} " x 14 ^{1/16} " x 36 ^{1/2} "	110 Lbs.	\$3,936
Accessories					
Tubing Kit: R404-2068-2 - 20' Pre-charged R-404A					\$875
R404-3568-2 - 35' Pre-charged R-404A					\$1,140
R404-5568-2 - 55' Pre-charged R-404A					\$1,437
HS-2150 - Quick-Connect Kit (not required if line set is ordered)					\$453
HS-5102 - Hail Guard Kit					\$547

Model Number	For Use With	Electrical	Dimensions W x D x H (Height includes legs)	Shipping Weight	List Price
SRK-20J	KMS-2000MLJ	230/60/1**	59 ^{9/16} " x 19 ^{1/2} " x 45"	325 Lbs.	\$20,447
SRK-20J3	KMS-2000MLJ	230/60/3	59 ^{9/16} " x 19 ^{1/2} " x 45"	325 Lbs.	\$21,040
Accessories					
Tubing Kit: HS-0243 - 25' Brazing Required R-404A					\$875
HS-0244 - 35' Brazing Required R-404A					\$1,125
HS-0245 - 55' Brazing Required R-404A					\$1,484
**3 wire with neutral for 115V					

Model Number	For Use With	Electrical	Dimensions W x D x H (Height includes legs)	Shipping Weight	List Price
URC-22F	KM-1601MRJ(3), KM-1601SRJ(3), KM-1900SRJ(3), KM-2200SRJ(3), KMH-2100SRJ(3), F-2001MRJ3(-C)	115/60/1	46 ^{3/8} " x 14 ^{1/16} " x 40 ^{1/2} "	165 Lbs.	\$5,608
URC-26J	KM-2600SRJ(3)	115/60/1	46 ^{3/8} " x 14 ^{1/16} " x 40 ^{1/2} "	273 Lbs.	\$7,420
Accessories					
Tubing Kit: R404-20610 - 20' Pre-charged R-404A					\$875
R404-35610 - 35' Pre-charged R-404A					\$1,140
R404-55610 - 55' Pre-charged R-404A					\$1,531
HS-2150 - Quick-Connect Kit (not required if line set is ordered)					\$453
HS-5095 - Hail Guard Kit					\$391



REMOTE CONDENSER

REMOTE CONDENSER MATRIX

Line Sets - PRE-CHARGED					
Remote Condenser	Ice Machines	Shipping Weight	20' Length	35' Length	55' Length
URC-5F	KM-520MRJ, KMD-530MRJ, KM-660MRJ, FD-650MRJ-C, FD-1002MRJ-C, F-1002MRJ(-C)	60 Lbs.	R404-2046-2	R404-3546-2	N/A
URC-9F	KML-700MRJ, KMD-860MRJ	95 Lbs.v	R404-2068-2	R404-3568-2	R404-5568-2
URC-14F	KM-901MRJ(3), KM-1100MRJ, KM-1301SRJ(3), KM-1340MRJ(3), F-1501MRJ(-C)	110 Lbs.	R404-2068-2	R404-3568-2	R404-5568-2
URC-22F	KM-1601MRJ(3), KM-1601SRJ(3), KM-1900SRJ(3), KM-2200SRJ(3), KMH-2100SRJ(3), F-2001MRJ(3)(-C)	165 Lbs.	R404-20610	R404-35610	R404-55610
URC-26J	KM-2600SRJ3	273 Lbs.	R404-20610	R404-35610	R404-55610

Line Sets - PRE-CHARGED					
Remote Condenser	Ice Machines	Shipping Weight	25' Length	35' Length	55' Length
SRC-10J	FS-1001MLJ-C, FS-1022MLJ-C	200 Lbs.	HS-5299*	HS-5300*	HS-5301*
SRK-10J	KMS-822MLJ	230 Lbs.	HS-0250*	HS-0251*	HS-0252*
SRK-12J SRK-12J3	KMS-1122MLJ	275 Lbs.	HS-0250*	HS-0251*	HS-0252*
SRC-14J	FS-1501MLJ-C	220 Lbs.	HS-5323*	HS-5324*	HS-5325*
SRK-15J SRK-15J3	KMS-1402MLJ	275 Lbs.	HS-0250*	HS-0251*	HS-0252*
SRK-20J SRK-20J3	KMS-2000MLJ	345 Lbs.	HS-0243*	HS-0244*	HS-0245*

*Line sets require refrigerant



WATER FILTRATION

Model Number	Description	Undercounter KMs	KM Cubers	IM Cubers	Flakers / Cubelet	DCMs
H9320-51 Use E-10 10" Prefilter	Single	AM-50, KM-81, 116, 161 KM-231, 301	KM-350, 520, 660 KML-325, 500, 700 KMD-410, 460, 530 DKM-500	IM-200,500 IM-50BAA-LM	All Models	All Models
H9320-52 Use E-20 20" Prefilter	Twin	N/A	KM-901, 1100, KMD-860 KMS-822, 1122, 1402	IM-50BAA-Q	N/A	N/A
H9320-53 Use E-20 20" Prefilter	Triple	N/A	KM-1301, 1340, 1601, 1900, KM-2200, 2600 KMH-2100 KMS-2000	N/A	N/A	N/A
H9655-11	Replacement Cartridge (1) One each					

Recommended water filter configurations based on average ice machine usage and regular filter replacement. If your operation has challenging water conditions or higher usage, then it may be necessary to use an additional filter or prefilter.

Water Filters	Description	Height of System (Manifold + Cartridge)	List Price
H9320-51	Single	18.4" H	\$828
H9320-52	Twin	19.11" H	\$1,390
H9320-53	Triple	19.15" H	\$1,937
H9320-54	Single	18.1" H	\$890
H9655-11	Replacement Cartridge each		\$344
H9655-06	Replacement Cartridge (6 pk)		\$1,562
H9655-08	4H-SI Cartridge (1 pk)	18.1" H	\$625

Prefilters	Description	Height of System (Manifold + Cartridge)	List Price
9534-26	E-20 Replacement Cartridges (6 pk)		\$375
9534-12	E-10 Replacement Cartridges (12 pk)		\$391
9534-20	E-20 Replacement Cartridges (20 pk)		\$812
9534-40	E-10 Replacement Cartridges (40 pk)		\$781
9795-80	E-10 Prefilter (10")		\$484
9795-90	E-20 Prefilter (20")		\$625



Triple Configuration Shown
(Single and Twin Configurations Available)



ICE MACHINE ACCESSORIES

Model Number	Description Flow Rate (Gal. per min.)	Undercounter KMs	KM Cubers	IM Cubers	Flakers / Cubelet	DCMs
HS-5282	Low Flow (.34 GPM)	AM-51B, KM-81B, KM-161B	N/A	N/A	All Models	N/A
HS-5283	Standard Flow (1.3 GPM)	KM-231B, KM-301B	KM-350M, KML-325M, 500M, KMD-410M, DKM-500B	IM-200BAB IM-500SAA IM-50BAA	N/A	N/A
HS-5284	Fast Flow (4.2 GPM)	N/A	KM - 520M, 660M, 901M, 1100M, 1301S, 1340M, 1601M, 1601S, 1900S, 2200S, 2600S KMD - 460M, 530M, 860M, 901M, KML-700M KMS - 822M, 830M, 1122M, 1402M, 2000M KMH-2100S	N/A	N/A	N/A
HS-5285	Replacement Cartridge (1) One each					

Model Number	Description	Overall Dimensions Model W x D x H	List Price
HS-5282	Low Flow (.34 GPM)	3.8" x 3.6" x 8.0"	\$1,874
HS-5283	Standard Flow (1.3 GPM)	3.8" x 3.6" x 8.0"	\$1,874
HS-5284	Fast Flow (4.2 GPM)	5.98" x 3.6" x 9.28"	\$1,874
HS-5285	Replacement Cartridge each		\$1,093



HS-5282
EcO₃Ice Low Flow Ozone System

HS-5284
EcO₃Ice Fast Flow Ozone System

HS-5285
EcO₃Ice Ozone System Replacement Cartridge

HS-5283
EcO₃Ice Standard Flow Ozone System

EcO₃Ice™



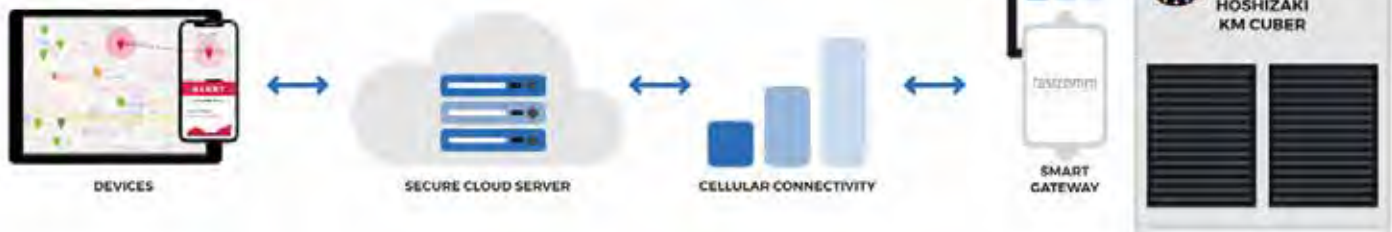
Remote Monitoring System

For use on Hoshizaki KM Cuber ice machines

Model Number	For use with	Shipping Length	Shipping Width	Shipping Height	Shipping Weight	List Price
HS-5562	KM Cuber ice machines Not for use with KMD-410	8"	8"	3"	1 lb.	\$1,375



- Performance dashboard for status, historical data
- Alert notification by email or text
- Remotely diagnose machines
- Control functions: ON/OFF, Reset, Lock-down





STEELHEART



HOSHIZAKI'S Steelheart Series is a commercial line engineered for durability, performance and efficiency. As anyone that runs a commercial kitchen knows, only the strong survive. Just like our legendary ice makers, we've designed our new refrigeration series to survive conditions that would send lesser equipment to the scrap yard. Without compromising performance, Hoshizaki seeks natural solutions such as sustainable materials and hydrocarbon refrigerants for a clean and healthy environment. Combined with Hoshizaki's unique ducted airflow technology, food products remain fresh, nutritious, and safe as a result of uniform temperatures and quick recovery.

- Hoshizaki Steelheart products comply with the Buy American Act
- All Stainless construction - inside and out
- Durable and easy to clean
- Designed to be reliable
- Fewer parts and non-critical features means less service calls
- Top mount refrigeration is easier to clean and creates more interior and exterior storage space
- Uprights accommodate full-size tray pans and roll through standard entryways with casters
- Uses environmentally friendly R290 hydrocarbon refrigerant
- Endlessly configurable to meet workflow needs
- Maintains NSF safe temperatures in 100° environments
- Air circulates evenly, even when over-stuffed



REFRIGERATION MODEL NUMBER IDENTIFICATION CODE

HORIZONTAL REFRIGERATION | MODEL NUMBER IDENTIFICATION CODE

S R 48 A - 18MD2

- Series Identification
- U** Undercounter
 - W** Worktop
 - S** Sandwich Prep/Mega Top
 - P** Pizza Prep
 - C** Chef Base
- Model Identification
- R** Refrigerator
 - F** Freezer
- Unit Width
- ##** In Inches
- Series Modification
- A** Alphabetically increases per model revisions
- Options Configuration
- LP / -D** Low Profile / Drawers
 - # / -#D#** Number of 1/6 Sized Pan Capacity / Number of 1/6 Sized Pan Capacity with Number of Drawers in Sandwich Prep
 - #M/ -#MD#** Number of 1/6 Sized Pan Capacity / Number of 1/6 Sized Pan Capacity with Number of Drawers in Mega Top
 - 01** Unit with Cylinder Lock

SR48A-18MD2

Mega Top Prep Table,
Refrigerator,
48" Wide,
Revision A*,

(18) 1/6 Sized Pan Capacity in Rail,
Door and 2 Drawers*

*The series modification letter can be generally ignored when talking about the unit, this letter is important if you are getting Tech Support or ordering service parts.



UPRIGHT REFRIGERATION | MODEL NUMBER IDENTIFICATION CODE

R 1 A - FS - FS
PT & RT ONLY

- Model Identification
- R** Refrigerator
 - F** Freezer
 - DT** Dual Temp
 - PT** Pass Thru
 - RN** Roll In
 - RT** Roll Thru
- Number of Sections
- 1 / 2 / 3** One, Two, or Three Sections
- Series Modification
- A** Alphabetically increases per model revisions
- Door Configuration
- FS / -HS** Full Height or Half Height Stainless Door
 - FG / -HG** Full Height or Half Height Glass Door
 - FSL / -HSL** Full Height or Half Height Stainless Door, Left-Hand Hinge

RIA-FS

Upright Refrigerator,
One Section
Revision A*,

Full Stainless Door

*The series modification letter can be generally ignored when talking about the unit, this letter is important if you are getting Tech Support or ordering service parts.





WARRANTY

EFFECTIVE: June 1, 2022

Supersedes all previous price lists

TERMS and CONDITIONS

Prices are F.O.B. PermUL. All prices and specifications are subject to change without notice. PERMUL reserves the right to determine point of shipment.

TERMS:

Terms are such as the Company may extend to the purchaser.

LOST OR DAMAGED SHIPMENTS:

Whenever seller shall deliver or cause to be delivered to a common carrier any goods ordered by consignee, whether the particular common carrier shall have been designated in the shipping instructions of the consignee or not, seller shall not be responsible for any delays or damage in shipment and the common carrier to which seller shall deliver goods shipped to the consignee is hereby declared to the agent of the consignee. Therefore it is the responsibility of the consignee to file claim with the carrier for lost or damaged shipments.

WARRANTY

All units to be free from manufacturing defects, covered by:

Steelheart Series Refrigerators & Freezers

3-Year - Parts & Labor on entire machine

5-Year - Parts on Compressor

Compact Undercounter Refrigerators - HR24 & HR15

3-Year - Parts & Labor on entire machine

Back Bar Refrigerators & Glass Door Merchandisers

3-Year - Parts & Labor on entire machine

5-Year - Parts on Compressor

Economy Refrigeration Series

2 Year - Parts and Labor on entire machine

5 Year - Parts on Compressor

Warranty

Warranty valid in United States, Canada, Puerto Rico, & U.S. Territories only. Contact Factory for Warranty in other Countries. Refer to manufacturer's full warranty for complete details. Suggested List Prices are intended only as a guide. This does not restrict the price seller may establish due to market conditions.

AGENCY LISTINGS and MARKS



UPRIGHT REFRIGERATORS



R1A-FS(L)
ENERGY STAR
Qualified

R1A-HS(L)
ENERGY STAR
Qualified

R2A-FS

R2A-HS

R3A-FS

R3A-HS

- Stainless steel interior and exterior front, sides and top
- Unique ducted air distribution system, maintains uniform cabinet temperatures even when full
- 4" Heavy duty stem casters standard
- Energy efficient thermostatic expansion valve
- Self-closing stainless steel doors with spring assist hinges, stay open feature and locks

Model Number	R1A-FS (L) - Left-Hand hinge	R1A-HS (L) - Left-Hand hinge	R2A-FS	R2A-HS	R3A-FS	R3A-HS
Interior Storage Capacity (AHAM)	23.10 ft ³	23.10 ft ³	50.37 ft ³	50.37 ft ³	79.03 ft ³	79.03 ft ³
Overall Dimensions (W x D x H including 4" casters)	27.5" x 33.5" x 79.5"	27.5" x 33.5" x 79.5"	55" x 33.5" x 79.5"	55" x 33.5" x 79.5"	82.5" x 33.5" x 79.5"	82.5" x 33.5" x 79.5"
Depth with Doors Open at 90°	59.25"	59.25"	59.25"	59.25"	59.25"	59.25"
Interior Door Opening Width	21.75"	21.75"	21.75"	21.75"	21.75"	21.75"
Interior Door Opening Height	59.25"	27.75" each	59.25"	27.75" each	59.25"	27.75" each
Adjustable Shelves	3	3	6	6	9	9
Center Shelves (C)	N/A	N/A	3	3	6	6
Shelf Dimensions (W x D)	21.25" x 26"	21.25" x 26"	21.25" x 26" (C) 6" x 17.8"	21.25" x 26" (C) 6" x 17.8"	21.25" x 26" (C) 6 x 22.9"	21.25" x 26" (C) 6 x 22.9"
Crated Shipping Weight	345 lbs.	345 lbs.	562 lbs.	562 lbs.	811 lbs.	811 lbs.
Crated Shipping Dimensions (L x W x H)	31.5" x 37.5" x 81"	31.5" x 37.5" x 81"	58" x 37.5" x 81"	58" x 37.5" x 81"	86" x 37.5" x 81"	86" x 37.5" x 81"
Voltage	115V/60/1	115V/60/1	115V/60/1	115V/60/1	115V/60/1	115V/60/1
Amperage (AMP)	4.3	4.3	7.1	7.1	9.5	9.5
HACR Breaker (AMP)	15	15	15	15	15	15
Energy Consumption (kWh / day) ASHRAE	1.25	1.25	3.47	3.47	4.39	4.39
Heat Rejection (BTU / hr)*	317	317	513	513	703	703
Voltage Range	104 - 126	104 - 126	104 - 126	104 - 126	104 - 126	104 - 126
Ambient Temp. Range	45° - 100°F	45° - 100°F	45° - 100°F	45° - 100°F	45° - 100°F	45° - 100°F
Control Set Point Range	31° - 52°F	31° - 52°F	31° - 52°F	31° - 52°F	31° - 52°F	31° - 52°F
Refrigerant	R290	R290	R290	R290	R290	R290
List Price	\$10,822	\$12,560	\$14,394	\$17,480	\$25,076	\$28,647

*Based on 100°F ambient cycling at set point

See Refrigeration Accessories on pages 84-89 for options and prices





UPRIGHT REFRIGERATORS



- Stainless steel interior and exterior front, sides and top
- Lockable doors are energy efficient multi pane, argon filled
- Energy efficient thermostatic expansion valve/self contained refrigeration system
- All models come with energy efficient vertical LED lights
- Unique ducted air distribution system, maintains a uniform cabinet temperatures even when full
- 4" Heavy duty stem casters standard
- Center shelves for added storage capacity

Model Number	R1A-FG	R1A-HG	R2A-FG	R2A-HG	R3A-FG	R3A-HG
Interior Storage Capacity (AHAM)	23.1 ft ³	23.1 ft ³	50.37 ft ³	50.37 ft ³	79.03 ft ³	79.03 ft ³
Overall Dimensions (W x D x H including 4" casters)	27.5" x 34.5" x 79.5"	27.5" x 34.5" x 79.5"	55" x 34.5" x 79.5"	55" x 34.5" x 79.5"	82.5" x 34.5" x 79.5"	82.5" x 34.5" x 79.5"
Depth with Doors Open at 90°	57"	57"	57"	57"	57"	57"
Interior Door Opening Width	21.75"	21.75"	21.75"	21.75"	21.75"	21.75"
Interior Door Opening Height	59.25"	27.75" each	59.25"	27.75" each	59.25"	27.75" each
Adjustable Shelves	3	3	6	6	9	9
Center Shelves (C)	N/A	N/A	3	3	6	6
Shelf Dimensions (W x D)	21.25" x 26"	21.25" x 26"	21.25" x 26" (C) 6" x 17.8"	21.25" x 26" (C) 6" x 17.8"	21.25" x 26" (C) 6" x 22.9"	21.25" x 26" (C) 6" x 22.9"
Crated Shipping Weight	350 lbs.	350 lbs.	570 lbs.	570 lbs.	826 lbs.	826 lbs.
Crated Shipping Dimensions (L x W x H)	37.5" x 31.5" x 81"	37.5" x 31.5" x 81"	58" x 37.5" x 81"	58" x 37.5" x 81"	86" x 37.5" x 81"	86" x 37.5" x 81"
Voltage	115V/60/1	115V/60/1	115V/60/1	115V/60/1	115V/60/1	115V/60/1
Amperage (AMP)	5	5	8	8	9.5	9.5
HACR Breaker (AMP)	15	15	15	15	15	15
Energy Consumption (kWh / day) ASHRAE	2.47	2.47	5.05	5.05	6.5	6.5
Heat Rejection (BTU / hr)*	639	639	978	978	1255	1255
Voltage Range	104 - 126	104 - 126	104 - 126	104 - 126	104 - 126	104 - 126
Ambient Temp. Range	45° - 100°F	45° - 100°F	45° - 100°F	45° - 100°F	45° - 100°F	45° - 100°F
Control Set Point Range	31° - 52°F	31° - 52°F	31° - 52°F	31° - 52°F	31° - 52°F	31° - 52°F
Refrigerant	R290	R290	R290	R290	R290	R290
List Price	\$13,077	\$15,430	\$18,408	\$20,641	\$33,708	\$36,891

*Based on 100°F ambient cycling at set point
See Refrigeration Accessories on pages 84-89 for options and prices



UPRIGHT FREEZERS



F1A-FS(L)

F1A-HS(L)

F2A-FS

F2A-HS

F3A-FS

F3A-HS

- Stainless steel interior and exterior front, sides and top
- 4" Heavy duty stem casters standard
- Unique ducted air distribution system, maintains a uniform cabinet temperatures even when full
- Energy efficient thermostatic expansion valve
- Self-closing stainless steel doors with spring assist hinges, stay open feature and locks

Model Number	F1A-FS (L) - Left-Hand hinge	F1A-HS (L) - Left-Hand hinge	F2A-FS	F2A-HS	F3A-FS	F3A-HS
Interior Storage Capacity (AHAM)	23.1 ft ³	23.1 ft ³	50.37 ft ³	50.37 ft ³	79.03 ft ³	79.03 ft ³
Overall Dimensions (W x D x H including 4" casters)	27.5" x 33.5" x 79.5"	27.5" x 33.5" x 79.5"	55" x 33.5" x 79.5"	55" x 33.5" x 79.5"	82.5" x 33.5" x 79.5"	82.5" x 33.5" x 79.5"
Depth with Doors Open at 90°	59.25"	59.25"	59.25"	59.25"	59.25"	59.25"
Interior Door Opening Width	21.75"	21.75"	21.75"	21.75"	21.75"	21.75"
Interior Door Opening Height	59.25"	27.75" each	59.25"	27.75" each	59.25"	27.75" each
Adjustable Shelves	3	3	6	6	9	9
Shelf Dimensions (W x D)	21.25" x 26"	21.25" x 26"	21.25" x 26" (C) 6" x 17.8"	21.25" x 26" (C) 6" x 17.8"	21.25" x 26" (C) 6" x 22.9"	21.25" x 26" (C) 6" x 22.9"
Crated Shipping Weight	345 lbs.	345 lbs.	562 lbs.	562 lbs.	830 lbs.	830 lbs.
Crated Shipping Dimensions (L x W x H)	31.5" x 37.5" x 81"	31.5" x 37.5" x 81"	58" x 37.5" x 81"	58" x 37.5" x 81"	86" x 37.5" x 81"	86" x 37.5" x 81"
Voltage	115V/60/1	115V/60/1	115V/60/1	115V/60/1	230V/60/1	230V/60/1
Amperage (AMP)	8.46	8.46	8.7	8.7	11	11
HACR Breaker (AMP)	15	15	15	15	20	20
Energy Consumption (kWh / day) ASHRAE	6.25	6.25	12.16	12.16	17.02	17.02
Heat Rejection (BTU / hr)*	1178	1178	1820	1820	1643	1643
Voltage Range	104 - 126	104 - 126	104 - 126	104 - 126	208 - 254	208 - 254
Ambient Temp. Range	45° - 100°F	45° - 100°F	45° - 100°F	45° - 100°F	45° - 100°F	45° - 100°F
Control Set Point Range	-10° - +12°F	-10° - +12°F	-10° - +12°F	-10° - +12°F	-10° - +12°F	-10° - +12°F
Refrigerant	R290	R290	R290	R290	R290	R290
List Price	\$13,164	\$14,556	\$18,440	\$20,490	\$27,363	\$30,363

*Based on 100°F ambient cycling at set point
See Refrigeration Accessories on pages 84-89 for options and prices





UPRIGHT FREEZERS /DUAL TEMP



F1A-FG



F1A-HG



F2A-FG



F2A-HG



DT1A-HS



DT2A-FS

- Stainless steel interior and exterior front, sides and top
- Lockable doors are energy efficient multi pane, argon filled
- All models come with energy efficient vertical LED lights
- Unique ducted air distribution system, maintains a uniform cabinet temperatures
- Dual temperature cabinets for space efficiency
- 4" Heavy duty stem casters standard even when full

Model Number	F1A-FG	F1A-HG	F2A-FG	F2A-HG	DT1A-HS	DT2A-FS
Interior Storage Capacity (AHAM) - Refrigerator Freezer	23.1 ft ³	23.1 ft ³	50.37 ft ³	50.37 ft ³	10.19 ft ³ 10.19 ft ³	23.10 ft ³ 23.10 ft ³
Overall Dimensions (W x D x H including 4" casters)	27.5" x 34.5" x 79.5"	27.5" x 34.5" x 79.5"	55" x 34.5" x 79.5"	55" x 34.5" x 79.5"	27.5" x 35" x 79.5"	55" x 33.5" x 79.5"
Depth with Doors Open at 90°	57"	57"	57"	57"	61.75"	59.25"
Interior Door Opening Width	21.75"	21.75"	21.75"	21.75"	21.75"	21.75"
Interior Door Opening Height	59.25"	27.75" each	59.25"	27.75" each	27.75" each	59.25"
Adjustable Shelves	3	3	6	6	3	3
Center Shelves (C)	N/A	N/A	3	3	N/A	N/A
Shelf Dimensions (W x D)	21.25" x 26"	21.25" x 26"	(L/R) 21.25" x 26" (C) 6" x 17.8"	(L/R) 21.25" x 26" (C) 6" x 17.8"	21.25" x 26"	21.25" x 26"
Crated Shipping Weight	365 lbs.	365 lbs.	602 lbs.	602 lbs.	415 lbs.	634 lbs.
Crated Shipping Dimensions (L x W x H)	37.5" x 31.5" x 81"	37.5" x 31.5" x 81"	58" x 37.5" x 81"	58" x 37.5" x 81"	37.5" x 31.5" x 81"	58" x 37.5" x 81"
Voltage	115V/60/1	115V/60/1	115V/60/1	115V/60/1	115V/60/1	115V/60/1
Amperage (AMP)	8.5	8.5	9.1	9.1	5.5	14
HACR Breaker (AMP)	15	15	15	15	15	20
Energy Consumption (kWh / day) ASHRAE	7.73	7.73	16.3	16.3	4.49	8.59
Heat Rejection (BTU / hr)*	806	806	1694	1694	168 439	376 1401
Voltage Range	104 - 126	104 - 126	104 - 126	104 - 126	104 - 126	104-126
Ambient Temp. Range	45° - 80°F	45° - 100°F	45° - 80°F	45° - 100°F	45° - 100°F	45° to 100°F
Control Set Point Range - Refrigerator Freezer	-10° - +12°F	-10° - +12°F	-10° - +12°F	-10° - +12°F	33° to 52°F - 10° to 10°F	33° to 52°F - 10° to 10°F
Refrigerant	R290	R290	R290	R290	R290	R290
List Price	\$18,850	\$19,325	\$26,641	\$28,594	\$23,101	\$30,363

*Based on 100°F ambient cycling at set point
See Refrigeration Accessories on pages 84-89 for options and prices



PASS THRU REFRIGERATORS



PT1A-FS-FS
(Shown with door open)
ENERGY STAR
Qualified



PT1A-HS-HS
ENERGY STAR
Qualified



PT2A-FS-FS



PT2A-HS-HS

- Stainless steel interior and exterior front, sides and top
- Lockable doors are energy efficient multi pane, argon filled
- All models come with energy efficient vertical LED lights
- Unique ducted air distribution system, maintains a uniform cabinet temperatures
- 4" Heavy duty stem casters standard, two with brakes

Model Number	PT1A-FS-FS	PT1A-HS-HS	PT2A-FS-FS	PT2A-HS-HS
Interior Storage Capacity (AHAM)	24.2 ft ³	24.2 ft ³	52.50 ft ³	52.50 ft ³
Overall Dimensions (W x D x H including 4" casters)	27.5" x 35.75" x 79.5"	27.5" x 35.75" x 79.5"	55" x 35.75" x 79.5"	55" x 35.75" x 79.5"
Depth with Doors Open at 90°	87.25"	87.25"	87.25"	87.25"
Interior Door Opening Width	21.75"	21.75"	21.75"	21.75"
Interior Door Opening Height	59.25"	27.75" each	59.25"	27.75" each
Adjustable Shelves	3	3	6	6
Center Shelves (C)	N/A	N/A	6	6
Shelf Dimensions (W x D)	21.25" x 30.75"	21.25" x 30.75"	21.25" x 26" (C) 6" x 17.8"	21.25" x 26" (C) 6" x 17.8"
Crated Shipping Weight	357 lbs	357 lbs	592 lbs	592 lbs
Crated Shipping Dimensions (L x W x H)	38.5" x 31.5" x 81"	38.5" x 31.5" x 81"	58" x 38.5" x 81"	58" x 38.5" x 81"
Voltage	115/60/1	115/60/1	115/60/1	115/60/1
Amperage (AMP)	5	5	8	8
HACR Breaker (AMP)	15.0 Amps	15.0 Amps	15.0 Amps	15.0 Amps
Energy Consumption (kWh / day) ASHRAE	1.31	1.31	3.24	3.24
Heat Rejection (BTU / hr)*	348	348	581	581
Voltage Range	104-126	104-126	104-126	104-126
Ambient Temp. Range	45° to 100°F	45° to 100°F	45° to 100°F	45° to 100°F
Control Set Point Range	31° to 52°F	31° to 52°F	31° to 52°F	31° to 52°F
Refrigerant	R290	R290	R290	R290
List Price	\$20,987	\$24,234	\$29,057	\$34,280

*Based on 100°F ambient cycling at set point
See Refrigeration Accessories on pages 84-89 for options and prices





PASS THRU REFRIGERATORS



PT1A-FG-FG



PT2A-FG-FG

- Stainless steel interior and exterior front, sides and top
- Lockable doors are energy efficient multi pane, argon filled
- All models come with energy efficient vertical LED lights

- Unique ducted air distribution system, maintains a uniform cabinet temperatures
- 4" Heavy duty stem casters standard, two with brakes

Model Number	PT1A-FG-FG	PT2A-FG-FG
Interior Storage Capacity (AHAM)	24.2 ft ³	52.50 ft ³
Overall Dimensions (W x D x H including 4" casters)	27.5" x 37.75" x 79.5"	55" x 37.75" x 79.5"
Depth with Doors Open at 90°	82.5"	82.5"
Interior Door Opening Width	21.75"	21.75"
Interior Door Opening Height	59.25"	59.25"
Adjustable Shelves	3	6
Shelf Dimensions (W x D)	21.75" x 30.75"	21.25" x 26"
Crated Shipping Weight	367 lbs.	681 lbs.
Crated Shipping Dimensions (L x W x H)	41.25" x 31.5" x 81"	58" x 41.25" x 81"
Voltage	115V/60/1	115V/60/1
Amperage (AMP)	5	8
HACR Breaker (AMP)	15	15
Energy Consumption (kWh / day) ASHRAE	2.68	6
Heat Rejection (BTU / hr)*	653	1429
Voltage Range	104 - 126	104 - 126
Ambient Temp. Range	45° - 100°F	45° - 100°F
Control Set Point Range	31° to 52°F	31° to 52°F
Refrigerant	R290	R290
List Price	\$25,173	\$36,405

*Based on 100°F ambient cycling at set point
See Refrigeration Accessories on pages 84-89 for options and prices



ROLL IN REFRIGERATORS



RN1A-FS



RN2A-FS

- Stainless steel interior and exterior front, sides and top
- Environmentally friendly R290 hydrocarbon refrigerant
- All models come with energy efficient vertical LED lights
- Unique ducted air distribution system, maintains a uniform cabinet temperatures

- Roll in racks up to 72" tall (supplied by others) roll in racks up to 72" tall (supplied by others)
- Made to order

Model Number	RN1A-FS	RN2A-FS
Interior Storage Capacity (AHAM)	38.13 ft ³	78.35 ft ³
Overall Dimensions (W x D x H including 4" casters)	35" x 38.9" x 87.5"	68" x 38.9" x 87.5"
Depth with Doors Open at 90°	65.25"	65.25"
Interior Door Opening Width	29.25"	29.25"
Interior Door Opening Height	72.75"	72.75"
Crated Shipping Weight	429 lbs	676 lbs
Crated Shipping Dimensions (L x W x H)	40.5" x 39" x 93.5"	72" x 40.5" x 93.75"
Voltage	115V/60/1	115V/60/1
Amperage (AMP)	6.4	8.2
HACR Breaker (AMP)	15	15
Energy Consumption (kWh / day) ASHRAE	3.186	5.06
Heat Rejection (BTU / hr)*	774	1376
Voltage Range	104-126	104-126
Ambient Temp. Range	45° to 100°	45° to 100°
Control Set Point Range	31° - 52°F	31° - 52°F
Refrigerant	R290	R290
List Price	\$19,034	\$27,536

*Based on 100°F ambient cycling at set point
See Refrigeration Accessories on pages 84-89 for options and prices



ROLL THRU REFRIGERATORS



RT1A-FS-FS



RT2A-FS-FS

- Stainless steel interior and exterior front, sides and top
- Environmentally friendly R290 hydrocarbon refrigerant
- All models come with energy efficient vertical LED lights
- Unique ducted air distribution system, maintains a uniform cabinet temperatures

- Reinforced stainless steel ramp and floor accommodate roll in racks up to 72" tall (supplied by others)
- Made to order

Model Number	RT1A-FS-FS	RT2A-FS-FS
Interior Storage Capacity (AHAM)	38.13 ft ³	78.35 ft ³
Overall Dimensions (W x D x H including 4" casters)	35" x 45.5" x 87.5"	68" x 45.5" x 87.5"
Depth with Doors Open at 90°	98.5"	98.5"
Interior Door Opening Width	29.25"	29.25"
Interior Door Opening Height	72.75"	72.75"
Crated Shipping Weight	459 lbs	737 lbs
Crated Shipping Dimensions (L x W x H)	40.5 x 39" x 93.5"	72" x 40.5" x 93.75"
Voltage	115V/60/1	115V/60/1
Amperage (AMP)	6.4	8.2
HACR Breaker (AMP)	15	15
Energy Consumption (kWh / day) ASHRAE	3.186	5.06
Heat Rejection (BTU / hr)*	774	1376
Voltage Range	104-126	104-126
Ambient Temp. Range	45° to 100°	45° to 100°
Control Set Point Range	31° - 52°F	31° - 52°F
Refrigerant	R290	R290
List Price	\$24,558	\$35,542

*Based on 100°F ambient cycling at set point
See Refrigeration Accessories on pages 84-89 for options and prices

COMPACT UNDERCOUNTER REFRIGERATORS



HR15A
ENERGY STAR
Qualified




HR15A-G



HR24C
ENERGY STAR
Qualified



HR24C-G
ENERGY STAR
Qualified

- Stainless steel interior and exterior
- UL approval for outdoor use
- ADA Compliant 
- Lockable stainless steel door is field reversible
- Ducted air flow for even air distribution throughout cabinet
- Interior LED lighting

Model Number	HR15A	HR15A-G	HR24C	HR24C-G
Interior Storage Capacity (AHAM)	2.54 ft ³	2.54 ft ³	4.0 ft ³	3.87 ft ³
Overall Dimensions (W x D x H including legs)	14.8" x 25.75" x 31.5"	14.8" x 25.75" x 31.5"	23.4" x 24.7" x 31.5"	23.4" x 24.7" x 31.5"
Depth with Doors Open at 90°	37.25"	37.25"	46.7"	46.7"
Interior Door Opening Width	25.75"	24.7"	24.7"	24.7"
Adjustable Shelves	2	2	3	3
Shelves (#) / Dimensions(W x D)	(2) / 10" x 20" adjustable slide out shelf	(2) 10" x 20"	(1) / 18.5" x 17" (2) / 18.5" x 12"	(1) / 18.5" x 17" (2) / 18.5" x 12"
Crated Shipping Weight	115 lbs	115 lbs	115 lbs	115 lbs
Crated Shipping Dimensions (L x W x H)	30.6" x 18.75" x 37"	30.6" x 18.75" x 37"	26" x 30" x 37"	26.8" x 30" x 37"
Voltage	115V/60/1	115V/60/1	115V/60/1	115V/60/1
Amperage (AMP)	.9	.9	1	1.1
HACR Breaker (AMP)	15	15	15	15
Energy Consumption (kWh / day) ASHRAE	0.54	0.54	0.64	0.64
Heat Rejection (BTU/hr)	145	145	648	648
Voltage Range	104 - 127	104-127	115 - 127	115 - 127
Ambient Temp. Range	45° - 90°F	45° - 90°F	45° - 100°F	45° - 100°F
Control Set Point Range	33° - 41°F	28° - 40°F	34° - 52°F	34° - 52°F
Refrigerant	R600a	R600a	R600a	R600a
List Price	\$3,731	\$5,348	\$4,782	\$6,560



UNDERCOUNTER REFRIGERATORS



UR27B(-01)
ENERGY STAR
Qualified



UR27B-LP
ENERGY STAR
Qualified



UR36B(-01)
ENERGY STAR
Qualified



UR48B(-01)
ENERGY STAR
Qualified



UR60B(-01)
ENERGY STAR
Qualified



UR72B(-01)
ENERGY STAR
Qualified

- Stainless steel interior and exterior front, sides and top
- Engineered to maintain NSF-7 temperatures in 100°F ambient
- Field reversible doors
- Cabinet and doors are insulated with 2" foamed-in-place polyurethane
- 4" Stem casters standard (2.25" casters - LP model)
- Electronic controls

Model Number	UR27B UR27B-01** (01 Cylinder Door Lock)	UR27B-LP Low Profile unit meets ADA requirements	UR36B UR36B-01** (01 Cylinder Door Lock)	UR48B UR48B-01** (01 Cylinder Door Lock)	UR60B UR60B-01** (01 Cylinder Door Lock)	UR72B UR72B-01** (01 Cylinder Door Lock)
Interior Storage Capacity (AHAM)	6.21 ft ³	6.21 ft ³	8.64 ft ³	12 ft ³	15.1 ft ³	18.27 ft ³
Overall Dimensions (W x D x H including 4" casters)	27" x 30" x 33.75"	27" x 30" x 31.9"	36" x 30" x 33.75"	48" x 30" x 33.75"	60" x 30" x 33.75"	72" x 30" x 33.63"
Depth with Doors Open at 90°	55.5"	55.5"	58.5"	52.5"	58.5"	52.5"
Interior Door Opening Width	22.75"	22.75"	25.5"	19.5"	25.5"	19.5"
Interior Door Opening Height	23"	23"	23"	23"	23"	23"
Adjustable Shelves	1	1	1	2	2	3
Shelf Dimensions (W x D)	22" x 16"	22" x 16"	31" x 16"	21.5" x 16"	27.25" x 16"	22" x 16"
Crated Shipping Weight	173 lbs.	173 lbs.	204 lbs.	249 lbs.	290 lbs.	339 lbs.
Crated Shipping Dimensions (L x W x H)	34" x 31.5" x 36.5"	34" x 31.5" x 35.5"	40.5" x 34" x 36.5"	52.5" x 34" x 36.5"	62.5" x 34" x 36.5"	73.75" x 32" x 36.5"
Voltage	115V/60/1	115V/60/1	115V/60/1	115V/60/1	115V/60/1	115V/60/1
Amperage (AMP)	2.7	2.7	2.5	3	3	3.0
HACR Breaker (AMP)	15	15	15	15	15	15
Energy Consumption (kWh / day) ASHRAE	0.65	0.65	0.69	1.05	0.927	1.12
Heat Rejection (BTU / hr)	193	193	184	278	249	360
Voltage Range	104 - 126	104 - 126	104 - 126	104 - 126	104 - 126	104 - 126
Ambient Temp. Range	45° - 100°F	45° - 100°F	45° - 100°F	45° - 100°F	45° - 100°F	45° - 100°F
Temperature Range	32° - 52°F	32° - 52°F	32° - 52°F	32° - 52°F	32° - 52°F	32° - 52°F
Refrigerant	R290	R290	R290	R290	R290	R290
List Price	\$6,312 **\$6,722	\$6,312	\$8,535 **\$8,956	\$9,377 **\$9,916	\$10,402 **\$11,211	\$11,934 **\$13,164

****SPECIAL ORDER - Please contact your local HOSHIZAKI Sales Representative for availability.**
See Refrigeration Accessories on pages 84-89 for options and prices



UNDERCOUNTER GLASS DOOR REFRIGERATORS & FREEZER



UR27B-GLP01
ENERGY STAR
Qualified



UR48B-GLP01
ENERGY STAR
Qualified



UF27B-GLP01
ENERGY STAR
Qualified

- Stainless steel interior and exterior front, sides and top
- Standard 2.25" casters (2 with brakes)
- Glass doors with locks are energy efficient multi pane, argon filled
- Energy efficient LED interior lights with on/off switch
- Meets ADA requirements 
- Field reversible glass doors

Model Number	UR27B-GLP01	UR48B-GLP01	UF27B-GLP01
Interior Storage Capacity (AHAM)	6.21 ft ³	12 ft ³	6.21 ft ³
Overall Dimensions W x D x H including (2.25" casters)	27" x 31.5" x 31.9"	48" x 31.5" x 31.9"	27" x 31.5" x 31.9"
Depth with Doors Open at 90°	55.5"	52"	55.5"
Interior Door Opening Width	22.75"	19.5"	22.75"
Interior Door Opening Height	23"	23"	23"
Adjustable Shelves	1	2	1
Shelf Dimensions (W x D)	22" x 16"	21.5" x 16"	22" x 16"
Crated Shipping Weight	183 lbs.	249 lbs.	189 lbs.
Crated Shipping Dimensions (L x W x H)	36" x 31.5" x 35.5"	52.5" x 34" x 36.5"	36" x 31.5" x 35.5"
Voltage	115V/60/1	115V/60/1	115V/60/1
Amperage (AMP)	3	3	3
HACR Breaker (AMP)	15	15	15
Energy Consumption (kWh / day) ASHRAE	1.15	1.46	4.32
Heat Rejection (BTU / hr)	263	432	468
Voltage Range	104 - 126	104 - 126	104 - 126
Ambient Temp. Range	45° - 100°F	45° - 100°F	45° - 80°F
Temperature Range	32° - 52°F	32° - 52°F	-10° - 10°F
Refrigerant	R290	R290	R290
List Price	\$9,128	\$13,315	\$9,938

See Refrigeration Accessories on pages 84-89 for options and prices



UNDERCOUNTER FREEZERS



UF27B(-01)



UF27B-LP



UF48B(-01)



UF60B(-01)

- Stainless steel interior and exterior front, sides and top
- Engineered to maintain NSF-7 temperatures in 100°F ambient
- Field reversible doors
- Cabinet and doors are insulated with 2" foamed-in-place polyurethane
- 4" Stem casters standard (2.25" casters - LP model)
- Enamel coated evaporator coil

Model Number	UF27B UF27B-01** (01 Cylinder Door Lock)	UF27B-LP Low Profile unit meets ADA requirements	UF48B UF48B-01** (01 Cylinder Door Lock)	UF60B UF60B-01** (01 Cylinder Door Lock)
Interior Storage Capacity (AHAM)	6.21 ft ³	6.21 ft ³	12 ft ³	15.27 ft ³
Overall Dimensions (W x D x H including 4" casters)	27" x 30" x 33.75"	27" x 30" x 31.9"	48" x 30" x 33.75"	60" x 30" x 33.63"
Depth with Doors Open at 90°	55.5"	55.5"	52.5"	58.5"
Interior Door Opening Width	22.75"	22.75"	19.5"	25.5"
Interior Door Opening Height	23"	23"	23"	23"
Adjustable Shelves	1	1	2	2
Shelf Dimensions (W x D)	22" x 16"	22" x 16"	21.5" x 16"	27.25" x 16"
Crated Shipping Weight	175 lbs.	175 lbs.	258 lbs.	310 lbs.
Crated Shipping Dimensions (L x W x H)	34" x 31.5" x 36.5"	34" x 31.5" x 35.5"	52.5" x 34" x 36.5"	62.5" x 34" x 36.5"
Voltage	115V/60/1	115V/60/1	115V/60/1	115V/60/1
Amperage (AMP)	2.4	2.4	3.6	4
HACR Breaker (AMP)	15	15	15	15
Energy Consumption (kWh / day) ASHRAE	2.4	2.4	3.6	3.95
Heat Rejection (BTU / hr)	489	509	756	727
Voltage Range	104 - 126	104 - 126	104 - 126	104 - 126
Ambient Temp. Range	45° - 100°F	45° - 100°F	45° - 100°F	45° - 100°F
Temperature Range	-10° - +10°F	-10° - +10°F	-10° - +10°F	-10° - +10°F
Refrigerant	R290	R290	R290	R290
List Price	\$7,380 **\$7,769	\$7,661	\$10,596 **\$11,373	\$13,175 **\$13,962

****SPECIAL ORDER - Please contact your local HOSHIZAKI Sales Representative for availability.**
See Refrigeration Accessories on pages 84-89 for options and prices

UNDERCOUNTER REFRIGERATORS with DRAWERS



UR27B-D2



UR48B-D4



UR60B-D4



UR72B-D6

- Stainless steel interior and exterior front, sides and top
- Cabinet and drawers are insulated with 2" foamed in place polyurethane
- Engineered to maintain NSF-7 temperatures in 100°F ambient
- Heavy duty drawers with removeable gaskets
- 4" Stem casters standard
- Enamel coated evaporator coil

Model Number	UR27B-D2	UR48B-D4	UR60B-D4	UR72B-D6
Interior Storage Capacity (AHAM)	6.21 ft ³	12 ft ³	15.27 ft ³	18 ft ³
Overall Dimensions (W x D x H including 4" casters)	27" x 30" x 33.75"	48" x 30" x 33.75"	60" x 30" x 33.75"	72" x 30" x 33.75"
Depth with Drawer Fully Open	52"	52"	52"	52"
Drawer Pan Capacity (pans by others)	(1) 12" x 20" x 6" deep pan per drawer	(1) 1/2 and (1) 1/3 size pan per drawer, 6" deep	(1) 12" x 20" x 6" deep pan per drawer	(1) 1/2 and (1) 1/3 size pan per drawer, 6" deep
Crated Shipping Weight	203 lbs.	314 lbs.	346 lbs.	443 lbs.
Crated Shipping Dimensions (L x W x H)	34" x 31.5" x 36.5"	52.5" x 34" x 36.5"	62.5" x 34" x 36.5"	73.75" x 32" x 36.5"
Voltage	115V/60/1	115V/60/1	115V/60/1	115V/60/1
Amperage (AMP)	2.5	3	3	3
HACR Breaker (AMP)	15	15	15	15
Energy Consumption (kWh / day) ASHRAE	0.65	1.05	1.75	1.12
Heat Rejection (BTU / hr)	152	278	249	360
Voltage Range	104 - 126	104 - 126	104 - 126	104 - 126
Ambient Temp. Range	45° - 100°F	45° - 100°F	45° - 100°F	45° - 100°F
Temperature Range	32° - 52°F	32° - 52°F	32° - 52°F	32° - 52°F
Refrigerant	R290	R290	R290	R290
List Price	\$9,787	\$15,829	\$17,728	\$23,058

See Refrigeration Accessories on pages 84-89 for options and prices



UNDERCOUNTER FREEZERS with DRAWERS



UF27B-D2



UF48B-D4

- Stainless steel interior and exterior front, sides and top
- Cabinet and drawers are insulated with 2" foamed in place polyurethane
- Engineered to maintain NSF-7 temperatures in 100°F ambient

- Heavy duty drawers with removeable gaskets
- 4" Stem casters standard
- Electronic controls

Model Number	UF27B-D2	UF48B-D4
Interior Storage Capacity (AHAM)	6.21 ft ³	12 ft ³
Overall Dimensions (W x D x H including 4" casters)	27" x 30" x 33.75"	48" x 30" x 33.75"
Depth with Drawer Fully Open	52"	52"
Drawer Pan Capacity (pans by others)	(1) 12" x 20" x 6" deep pan per drawer	(1) 1/2 size and (1) 1/3 Size, 6" deep
Crated Shipping Weight	207 lbs.	331 lbs.
Crated Shipping Dimensions (L x W x H)	34" x 31.5" x 36.5"	52.5" x 34" x 36.5"
Voltage	115V/60/1	115V/60/1
Amperage (AMP)	3	4
HACR Breaker (AMP)	15	15
Energy Consumption (kWh / day) ASHRAE	2.4	3.60
Heat Rejection (BTU / hr)	489	756
Voltage Range	104 - 126	104 - 126
Ambient Temp. Range	45° - 100°F	45° - 100°F
Temperature Range	-10° - +10°F	-10° - +10°F
Refrigerant	R290	R290
List Price	\$11,319	\$17,242

See Refrigeration Accessories on pages 84-89 for options and prices

WORKTOP REFRIGERATORS



WR27B(-01)
ENERGY STAR
Qualified



WR36B(-01)
ENERGY STAR
Qualified



WR48B(-01)
ENERGY STAR
Qualified



WR60B(-01)
ENERGY STAR
Qualified



WR72B(-01)
ENERGY STAR
Qualified

- Stainless steel interior and exterior front, sides and top
- Cabinet and doors are insulated with 2" foamed in place polyurethane
- Engineered to maintain NSF-7 temperatures in 100°F ambient
- Field reversible doors
- Enamel coated evaporator coil
- 6" Stem casters standard

Model Number	WR27B WR27B-01** (01 Cylinder Door Lock)	WR36B WR36B-01** (01 Cylinder Door Lock)	WR48B WR48B-01** (01 Cylinder Door Lock)	WR60B WR60B-01** (01 Cylinder Door Lock)	WR72B WR72B-01** (01 Cylinder Door Lock)
Interior Storage Capacity (AHAM)	6.21 ft ³	8.64 ft ³	12 ft ³	15.1 ft ³	18.27 ft ³
Overall Dimensions (W x D x H including 6" casters)	27" x 30" x 40"	36" x 30" x 40"	48" x 30" x 40"	60" x 30" x 40"	72" x 30" x 40"
Depth with Doors Open at 90°	55.5"	58.5"	52.5"	58.5"	52.5"
Interior Door Opening Width x Height	22.75" x 23"	25.5" x 23"	19.5" x 23"	25.5" x 23"	19.5" x 23"
Adjustable Shelves	1	1	2	2	3
Shelf Dimensions (W x D)	22" x 16"	31" x 16"	21.5" x 16"	27.25" x 16"	22" x 16"
Crated Shipping Weight	183 lbs.	216 lbs.	264 lbs.	302 lbs.	350 lbs.
Crated Shipping Dimensions (L x W x H)	34" x 31.5" x 40.5"	40.5" x 34" x 40.5"	52.5" x 34" x 40.5"	62.5" x 34" x 40.5"	73.75" x 32" x 36.5"
Voltage	115V/60/1	115V/60/1	115V/60/1	115V/60/1	115V/60/1
Amperage (AMP)	2.7	2.5	3	3	3
HACR Breaker (AMP)	15	15	15	15	15
Energy Consumption (kWh / day) ASHRAE	0.65	0.69	1.05	0.927	1.12
Heat Rejection (BTU / hr)	193	184	278	249	360
Voltage Range	104 - 126	104 - 126	104 - 126	104 - 126	104 - 126
Ambient Temp. Range	45° - 100°F	45° - 100°F	45° - 100°F	45° - 100°F	45° - 100°F
Temperature Range	32° - 52°F	32° - 52°F	32° - 52°F	32° - 52°F	32° - 52°F
Refrigerant	R290	R290	R290	R290	R290
List Price	\$6,603 **\$7,003	\$9,020 **\$9,172	\$9,819 **\$10,628	\$10,919 **\$11,718	\$12,506 **\$13,714

****SPECIAL ORDER - Please contact your local HOSHIZAKI Sales Representative for availability.**
See Refrigeration Accessories on pages 84-89 for options and prices



WORKTOP FREEZERS



WF27B(-01)



WF48B(-01)



WF60B(-01)

- Stainless steel interior and exterior front, sides and top
- Cabinet and doors are insulated with 2" foamed-in-place polyurethane
- Engineered to maintain NSF-7 temperatures in 100°F ambient
- Field reversible doors
- Electronic controls
- 6" Stem casters standard

Model Number	WF27B WF27B-01** (01 Cylinder Door Lock)	WF48B WF48B-01** (01 Cylinder Door Lock)	WF60B WF60B-01** (01 Cylinder Door Lock)
Interior Storage Capacity (AHAM)	6.21 ft ³	12 ft ³	15.1 ft ³
Overall Dimensions (W x D x H including 6" casters)	27" x 30" x 40"	48" x 30" x 40"	60" x 30" x 40"
Depth with Doors Open at 90°	55.5"	52.5"	58.5"
Interior Door Opening Width	22.75"	19.5"	25.5"
Interior Door Opening Height	23"	23"	23"
Adjustable Shelves	1	2	2
Shelf Dimensions (W x D)	22" x 16"	21.38" x 16"	27.25" x 16"
Crated Shipping Weight	185 lbs.	273 lbs.	324 lbs.
Crated Shipping Dimensions (L x W x H)	34" x 31.5" x 40.5"	52.5" x 34" x 40.5"	62.5" x 34" x 40.5"
Voltage	115V/60/1	115V/60/1	115V/60/1
Amperage (AMP)	2.4	3.6	4
HACR Breaker (AMP)	15	15	15
Energy Consumption (kWh / day) ASHRAE	2.4	3.6	3.95
Heat Rejection (BTU / hr)	489	756	727
Voltage Range	104 - 126	104 - 126	104 - 126
Ambient Temp. Range	45° - 100°F	45° - 100°F	45° - 100°F
Temperature Range	-10° - +10°F	-10° - +10°F	-10° - +10°F
Refrigerant	R290	R290	R290
List Price	\$7,747 **\$8,146	\$11,362 **\$11,847	\$13,693 **\$14,469

****SPECIAL ORDER - Please contact your local HOSHIZAKI Sales Representative for availability.**
See Refrigeration Accessories on pages 84-89 for options and prices



WORKTOP REFRIGERATORS with DRAWERS



WR27B-D2



WR48B-D4



WR60B-D4



WR72B-D6

- Stainless steel interior and exterior front, sides and top
- Cabinet and drawers are insulated with 2" foamed-in-place polyurethane
- Engineered to maintain NSF-7 temperatures in 100°F ambient
- Heavy duty drawers with removeable gaskets
- 6" Stem casters standard
- Electronic controls

Model Number	WR27B-D2	WR48B-D4	WR60B-D4	WR72B-D6
Interior Storage Capacity (AHAM)	6.21 ft ³	12 ft ³	15.1 ft ³	18 ft ³
Overall Dimensions (W x D x H including 6" casters)	27" x 30" x 40"	48" x 30" x 40"	62.5" x 34" x 40.5"	72" x 30" x 40"
Depth with Drawer Fully Open	51"	52"	52"	52"
Drawer Opening Width x Height	22.75" x 23"	19.5" x 23"	25.5" x 23"	19.5" x 23"
Drawer Pan Capacity (pans by others)	(1) 12" x 20" x 6" deep pan per drawer	(1) 1/2 and (1) 1/3 size pan per drawer, 6" deep	(1) 12" x 20" x 6" deep pan per drawer	(1) 1/2 and (1) 1/3 size pan per drawer, 6" deep
Crated Shipping Weight	214 lbs.	332 lbs.	381 lbs.	460 lbs.
Crated Shipping Dimensions (L x W x H)	34" x 31.5" x 40.5"	52.5" x 34" x 40.5"	62.5" x 34" x 40.5"	73.75" x 32" x 40.5"
Voltage	115V/60/1	115V/60/1	115V/60/1	115V/60/1
Amperage (AMP)	3	3	3	3
HACR Breaker (AMP)	15	15	15	15
Energy Consumption (kWh / day) ASHRAE	0.65	1.05	1.75	1.12
Heat Rejection (BTU / hr)	152	278	249	360
Voltage Range	104 - 126	104 - 126	104 - 126	104 - 126
Ambient Temp. Range	45° - 100°F	45° - 100°F	45° - 100°F	45° - 100°F
Temperature Range	32° - 52°F	32° - 52°F	32° - 52°F	32° - 52°F
Refrigerant	R290	R290	R290	R290
List Price	\$9,981	\$16,088	\$18,591	\$23,846

See Refrigeration Accessories on pages 84-89 for options and prices



WORKTOP FREEZERS with DRAWERS



WF27B-D2



WF48B-D4

- Stainless steel interior and exterior front, sides and top
- Cabinet and drawers are insulated with 2" foamed-in-place polyurethane
- 6" Stem casters standard
- Heavy duty drawers with removeable gaskets
- Engineered to maintain NSF-7 temperatures in 100°F ambient
- Electronic controls

Model Number	WF27B-D2	WF48B-D4
Interior Storage Capacity (AHAM)	6.21 ft ³	12 ft ³
Overall Dimensions (W x D x H including 6" casters)	27" x 30" x 40"	48" x 30" x 40"
Depth with Drawer Fully Open	51"	52"
Drawer Pan Capacity (pans by others)	(1) 12" x 20" x 6" deep pan per drawer	(1) 1/2 Size and (1) 1/3 Size, 6" deep
Crated Shipping Weight	218 lbs.	346 lbs.
Crated Shipping Dimensions (L x W x H)	34" x 31.5" x 40.5"	52.5" x 34" x 40.5"
Voltage	115V/60/1	115V/60/1
Amperage (AMP)	3	4
HACR Breaker (AMP)	15	15
Energy Consumption (kWh / day) ASHRAE	2.4	3.60
Heat Rejection (BTU / hr)	489	756
Voltage Range	104 - 126	104 - 126
Ambient Temp. Range	45° - 100°F	45° - 100°F
Temperature Range	-10° - +10°F	-10° - +10°F
Refrigerant	R290	R290
List Price	\$11,804	\$17,760

See Refrigeration Accessories on pages 84-89 for options and prices

DRAWER / DOOR COMBINATION REFRIGERATORS



UR48B-D2



UR60B-D2



WR48B-D2



WR60B-D2

- Stainless steel interior and exterior front sides and top
- Door/Drawer configuration can be located in any cabinet section
- Engineered to maintain NSF-7 temperatures in 100°F ambient.
- Cabinet and drawers are insulated with 2" foamed-in-place polyurethane
- Enamel coated evaporator coil
- Field reversible doors

Model Number	UR48B-D2	UR60B-D2	WR48B-D2	WR60B-D2
Interior Storage Capacity (AHAM)	12 ft ³	15.38 ft ³	12 ft ³	15.38 ft ³
Overall Dimensions (L x W x H)	48" x 30" x 33.75" (including 4" casters)	60" x 30" x 33.63" (including 4" casters)	48" x 30" x 40" (including 6" casters)	60" x 30" x 40" (including 6" casters)
Depth With Door Open At 90°	51.5"	58.5"	51.5"	58.5"
Depth With Drawer Fully Open	52"	51"	52.5"	51"
Door Opening Width x Height	19.5" x 23"	25.5" x 23"	19.5" x 23"	25.5" x 23"
Shelves (#) / Dimensions(W x D)	(1) / 21.5" x 16"	(1) / 27.25" x 16"	(1) / 21.5" x 16"	(1) / 27.25" x 16"
Drawer Pan Capacity (pans by others)	(1) 1/2 and (1) 1/3 size pans, 6" deep	(1) full size pan, 6" deep	(1) 1/2 and (1) 1/3 size pans, 6" deep	(1) full size pan, 6" deep
Crated Shipping Weight	282 lbs.	288 lbs.	295 lbs.	340 lbs.
Crated Shipping Dimensions (L x W x H)	52.5" x 32" x 36.5"	62.5" x 34" x 36.5"	52.5" x 34" x 40.5"	62" x 34" x 40.25"
Voltage	115V/60/1	115V/60/1	115V/60/1	115V/60/1
Amperage (AMP)	3	3.3	3	3.3
HACR Breaker (AMP)	15	15	15	15
Energy Consumption (kWh / day) ASHRAE	1.05	2.6	1.05	2.6
Heat Rejection (BTU / hr)	278	370	278	370
Voltage Range	104 - 126	104 - 126	104 - 126	104 - 126
Ambient Temp. Range	45° -100°F	45° -100°F	45° -100°F	45° -100°F
Temperature Range	32° - 52°F	32° - 52°F	32° - 52°F	32° - 52°F
Refrigerant	R290	R290	R290	R290
List Price	\$12,549	\$13,962	\$12,883	\$14,329

Made to order: Allow 4-6 week lead time. Door and drawer configuration is customizable. See Refrigeration Accessories on pages 84-89 for options and prices

Please check with your distributor for availability.



PREP TABLES SANDWICH TOP REFRIGERATORS



SR27B-8



SR36B-10



SR48B-8



SR48B-12

- Stainless steel interior and exterior front, sides and top
- Provided with full complement of polycarbonate plastic 1/6th size pans 4" deep
- Engineered to maintain NSF-7 temperatures in 100°F ambient.
- Cabinet and doors are insulated with 2" foamed-in-place polyurethane
- 1/2" x 10" Cutting board standard
- Field reversible doors

Model Number	SR27B-8	SR36B-10	SR48B-8	SR48B-12
Interior Storage Capacity (AHAM)	6.21 ft ³	8.7 ft ³	12 ft ³	12 ft ³
Overall Dimensions (W x D x H including 6" casters)	27" x 30" x 44.25"	36" x 30" x 44.25"	48" x 34" x 44.25"	48" x 34" x 44.25"
Depth with Cutting Board installed	30.5"	30.5"	30.5"	30.5"
Depth with Doors Open at 90°	55.5"	57.5"	52.5"	52.5"
Interior Door Opening Width	22.75"	25.5"	19.5"	19.5"
Interior Door Opening Height	23"	23"	23"	23"
Adjustable Shelves	1	1	2	2
Shelf Dimensions (W x D)	22" x 16"	31" x 16"	21.25" x 16"	21.25" x 16"
Pan Capacity (# of 1/6 size x 4" deep)	8	10	8	12
Crated Shipping Weight	202 lbs.	245 lbs.	292 lbs.	301 lbs.
Crated Shipping Dimensions (L x W x H)	32" x 31.5" x 46.5"	40.5" x 32" x 46.5"	52.5" x 36" x 46.5"	52.5" x 36" x 46.5"
Voltage	115V/60/1	115V/60/1	115V/60/1	115V/60/1
Amperage (AMP)	2.3	2.7	3	3
HACR Breaker (AMP)	15	15	15	15
Energy Consumption (kWh / day) NSF	2.54	2.6	2.38	2.38
Heat Rejection (BTU / hr)	361	364.1	403	403
Voltage Range	104 - 126	104 - 126	104 - 126	104 - 126
Ambient Temp. Range	45° - 100°F	45° - 100°F	45° - 100°F	45° - 100°F
Temperature Range	32° - 52°F	32° - 52°F	32° - 52°F	32° - 52°F
Refrigerant	R290	R290	R290	R290
List Price	\$7,370	\$10,175	\$10,035	\$11,297

See Refrigeration Accessories on pages 84-89 for options and prices



PREP TABLES SANDWICH TOP REFRIGERATORS



- Stainless steel interior and exterior front, sides and top
- Provided with full complement of polycarbonate plastic 1/6th size pans 4" deep
- Engineered to maintain NSF-7 temperatures in 100°F ambient.
- Cabinet and doors are insulated with 2" foamed-in-place polyurethane
- 1/2" x 10" Cutting board standard
- Field reversible doors

Model Number	SR60B-8	SR60B-12	SR60B-16	SR72B-12	SR72B-16	SR72B-18
Interior Storage Capacity (AHAM)	14.8 ft ³	14.8 ft ³	14.8 ft ³	18 ft ³	18 ft ³	18 ft ³
Overall Dimensions (W x D x H including 6" casters)	60" x 30" x 44.25"	60" x 30" x 44.25"	60" x 30" x 44.25"	72" x 30" x 44.25"	72" x 30" x 44.25"	72" x 30" x 44.25"
Depth with Cutting Board installed	30.5"	30.5"	30.5"	30.5"	30.5"	30.5"
Depth with Doors Open at 90°	58.5"	58.5"	58.5"	52.5"	52.5"	52.5"
Interior Door Opening Width	25.5"	25.5"	25.5"	19.5"	19.5"	19.5"
Interior Door Opening Height	23"	23"	23"	23"	23"	23"
Adjustable Shelves	2	2	2	2	2	2
Shelf Dimensions (W x D)	27.25" x 16"	27.25" x 16"	27.25" x 16"	22" x 16"	22" x 16"	22" x 16"
Pan Capacity (# of 1/6 size x 4" deep)	8	12	16	12	16	18
Crated Shipping Weight	346 lbs.	348 lbs.	359 lbs.	404 lbs.	406 lbs.	419 lbs.
Crated Shipping Dimensions (L x W x H)	61.75" X 32" X 46.5"	61.75" X 32" X 46.5"	61.75" X 32" X 46.5"	73.75" x 32" x 46.5"	74" x 34" x 46"	74" x 34" x 46"
Voltage	115V/60/1	115V/60/1	115V/60/1	115V/60/1	115V/60/1	115V/60/1
Amperage (AMP)	4	4	4	4	4	4
HACR Breaker (AMP)	15	15	15	15	15	15
Energy Consumption (kWh / day) NSF	4	4	4	5.05	5.05	5.05
Heat Rejection (BTU / hr)	575	575	575	719	876	876
Voltage Range	104 - 126	104 - 126	104 - 126	104 - 126	104 - 126	104 - 126
Ambient Temp. Range	45° - 100°F	45° - 100°F	45° - 100°F	45° - 100°F	45° - 100°F	45° - 100°F
Temperature Range	32° - 52°F	32° - 52°F	32° - 52°F	32° - 52°F	32° - 52°F	32° - 52°F
Refrigerant	R290	R290	R290	R290	R290	R290
List Price	\$12,236	\$12,441	\$12,096	\$14,415	\$14,534	\$13,844

See Refrigeration Accessories on pages 84-89 for options and prices



PREP TABLES - SANDWICH TOP REFRIGERATORS with DRAWERS



SR27B-8D2



SR48B-12D4



SR48B-12D2**

- Stainless steel interior and exterior front, sides and top
- Provided with full complement of polycarbonate plastic 1/6th size pans 4" deep
- Engineered to maintain NSF-7 temperatures in 100°F ambient
- Cabinet and drawers are insulated with 2" foamed-in-place polyurethane
- 1/2" x 10" Cutting board standard
- 6" Stem casters standard

Model Number	SR27B-8D2	SR48B-12D4	SR48B-12D2
Interior Storage Capacity (AHAM)	6.22 ft ³	12 ft ³	12 ft ³
Overall Dimensions (W x D x H including 6" casters)	27" x 30" x 44.25"	48" x 34" x 44.25"	48" x 34" x 44.25"
Depth With Cutting Board Installed	30.5"	3.5"	30.5"
Depth With Door Open At 90°	N/A	N/A	52.5"
Depth With Drawer Fully Open	52"	52"	52"
Door/Drawer Opening Width	19.5"	19.5"	19.5"
Adjustable Shelves / Shelf Dimensions (WxD)	N/A	N/A	(1) 21.25" x 16"
Drawer Pan Capacity (pans by others)	(1) 12 x 20 full size pan and (2) ¼ size pans. Bottom drawer will accommodate (1) full size pan.	(1) 1/2 and (1) 1/3 size pan per drawer, 6" deep	(1) 1/2 and (1) 1/3 size pans 6" deep
Pan Capacity (# of 1/6 size x 4" deep)	8 (6" max. pan depth)	12 (6" max. pan depth)	12 (6" max. pan depth)
Crated Shipping Weight	242 lbs	382 lbs.	355 lbs.
Crated Shipping Dimensions (L x W x H)	32"x 31.5" x 46.5"	52.5" x 36" x 46.5"	52.5" x 36" x 46.5"
Voltage	115V/60/1	115V/60/1	115V/60/1
Amperage (AMP)	2.3	3	3
HACR Breaker (AMP)	15	15	15
Energy Consumption (kWh / day) NSF	2.54	2.83	2.83
Heat Rejection (BTU / hr)	361	403	403
Voltage Range	104 - 126	104 - 126	104 - 126
Ambient Temp. Range	45° - 100°F	45° - 100°F	45° -100°F
Temperature Range	32° -52°F	32° - 52°F	32° - 52°F
Refrigerant	R290	R290	R290
List Price	\$11,243	\$17,512	\$15,128

**Made to order: Allow 4-6 week lead time. Door and drawer configuration is customizable. See Refrigeration Accessories on pages 84-89 for options and prices

PREP TABLES MEGA TOP REFRIGERATORS



SR27B-12M



SR36B-15M



SR48B-12M



SR48B-18M

- Stainless steel interior and exterior front, sides and top
- Provided with full complement of polycarbonate plastic 1/6th size pans
- Engineered to maintain NSF-7 temperatures in 100°F ambient
- Cabinet and doors insulated with 2" foamed-in-place polyurethane
- 1/2" x 10" Cutting board with extended top for greater stability
- 6" Stem casters standard

Model Number	SR27B-12M	SR36B-15M	SR48B-12M	SR48B-18M
Interior Storage Capacity (AHAM)	6.22 ft ³	8.7 ft ³	12 ft ³	11.95 ft ³
Overall Dimensions (W x D x H including 6" casters)	27" x 34" x 44.25"	36" x 34" x 44.25"	48" x 34" x 44.25"	48" x 34" x 44.25"
Depth with Cutting Board installed	36.5"	36.5"	36.5"	36.5"
Depth with Doors Open at 90°	52.5"	58.5"	52.5"	52.5"
Interior Door Opening Width	22.75"	25.5"	19.5"	19.5"
Interior Door Opening Height	23"	23"	23"	23"
Adjustable Shelves	1	1	2	2
Shelf Dimensions (W x D)	22" x 16"	31" x 16"	21.5" x 16"	21.2" x 16"
Pan Capacity (# of 1/6 size x 4" deep)	12	15	12	18
Crated Shipping Weight	217 lbs.	258 lbs.	303 lbs.	315 lbs.
Crated Shipping Dimensions (L x W x H)	36" x 31.5" x 46.5"	40.5" x 36" x 46.5"	52.5" x 36" x 46.5"	52.5" x 36" x 46.5"
Voltage	115V/60/1	115V/60/1	115V/60/1	115V/60/1
Amperage (AMP)	2.3	2.3	3	3
HACR Breaker (AMP)	15	15	15	15
Energy Consumption (kWh / day) NSF	2.54	1.82	2.83	2.83
Heat Rejection (BTU / hr)	261	258	403	403
Voltage Range	104 - 126	104 - 126	104 - 126	104 - 126
Ambient Temp. Range	45° - 100°F	45° - 100°F	45° - 100°F	45° - 100°F
Temperature Range	32° - 52°F	32° - 52°F	32° - 52°F	32° - 52°F
Refrigerant	R290	R290	R290	R290
List Price	\$8,610	\$11,060	\$12,732	\$12,516

See Refrigeration Accessories on pages 84-89 for options and prices



PREP TABLES MEGA TOP REFRIGERATORS



- Stainless steel interior and exterior front, sides and top
- Provided with full complement of polycarbonate plastic 1/6th size pans
- Engineered to maintain NSF-7 temperatures in 100°F ambient
- Cabinet and doors are insulated with 2" foamed-in-place polyurethane
- 1/2" x 10" Cutting board with extended top for greater stability
- 6" Stem casters standard

Model Number	SR60B-12M	SR60B-18M	SR60B-24M	SR72B-18M	SR72B-24M	SR72B-30M
Interior Storage Capacity (AHAM)	14.8 ft ³	14.8 ft ³	14.8 ft ³	18 ft ³	18 ft ³	18 ft ³
Overall Dimensions (W x D x H including 6" casters)	60" x 34" x 44.25"	60" x 34" x 44.25"	60" x 34" x 44.25"	72" x 34" x 44.25"	72" x 34" x 44.25"	72" x 34" x 44.25"
Depth With Cutting Board Installed	37.3"	37.3"	37.3"	37.5"	37.5"	37.5"
Depth With Doors Open At 90°	58.5"	58.5"	58.5"	52.5"	52.5"	52.5"
Interior Door Opening Width	25.5"	25.5"	25.5"	19.5"	19.5"	19.5"
Interior Door Opening Height	23"	23"	23"	23"	23"	23"
Adjustable Shelves	2	2	2	2	2	2
Shelf Dimensions (W x D)	27.25" x 16"	27.25" x 16"	27.25" x 16"	22" x 16"	22" x 16"	22" x 16"
Pan Capacity (# of 1/6 size x 4" deep)	12	18	24	18	24	30
Crated Shipping Weight	346 lbs.	368 lbs.	383 lbs.	418 lbs.	435 lbs.	449 lbs.
Crated Shipping Dimensions (L x W x H)	61.75" x 36" x 46"	61.75" x 36" x 46"	61.75" x 36" x 46"	73.75" x 36" x 4.5"	73.75" x 36" x 46"	73.75" x 36" x 46"
Voltage	115V/60/1	115V/60/1	115V/60/1	115V/60/1	115V/60/1	115V/60/1
Amperage (AMP)	4	4	4	4	4	4
HACR Breaker (AMP)	15	15	15	15	15	15
Energy Consumption (kWh / day) NSF	4.05	4.05	4.05	4.77	4.77	4.77
Heat Rejection (BTU / hr)	575	575	575	719	719	719
Voltage Range	104 - 126	104 - 126	104 - 126	104 - 126	104 - 126	104 - 126
Ambient Temp. Range	45° - 100°F	45° - 100°F	45° - 100°F	45° - 100°F	45° - 100°F	45° - 100°F
Temperature Range	32° - 52°F	32° - 52°F	32° - 52°F	32° - 52°F	32° - 52°F	32° - 52°F
Refrigerant	R290	R290	R290	R290	R290	R290
List Price	\$14,415	\$14,577	\$14,027	\$16,617	\$16,886	\$16,023

See Refrigeration Accessories on pages 84-89 for options and prices



PREP TABLES - MEGA TOP REFRIGERATORS with DRAWERS



SR27B-12MD2



SR48B-18MD4



SR60B-24MD4



SR72B-30MD6

- Stainless steel interior and exterior front, sides and top
- Provided with full complement of polycarbonate plastic 1/6th size pans 4" deep
- Engineered to maintain NSF-7 temperatures in 100°F ambient
- Cabinet and drawers are insulated with 2" foamed-in-place polyurethane
- 1/2" x 10" Cutting board with extended top for greater stability
- 6" Stem casters standard

Model Number	SR27B-12MD2	SR48B-18MD4	SR60B-24MD4	SR72B-30MD6
Interior Storage Capacity (AHAM)	6.22 ft ³	12 ft ³	15.4 ft ³	18 ft ³
Overall Dimensions (W x D x H including 6" casters)	27" x 34" x 44.25"	48" x 34" x 44.25"	60" x 34" x 44.25"	72" x 34" x 44.25"
Depth With Cutting Board Installed	37.3"	36.5"	37.5"	37.35
Depth With Drawer Fully Open	52"	52"	52"	52"
Drawer Pan Capacity (pans by others)	(1) 12" x 20" x 6" deep pan per drawer	(1) 1/2 and (1) 1/3 size pan per drawer, 6" deep	(1) 12" x 20" x 6" deep pan per drawer	(1) 1/2 and (1) 1/3 size pan per drawer, 6" deep
Pan Capacity (# of 1/6 size x 4" deep)	12 (6" max. pan depth)	18 (6" max. pan depth)	24 (6" max. pan depth)	30 (6" max. pan depth)
Crated Shipping Weight	250 lbs.	382 lbs.	457 lbs.	539 lbs.
Crated Shipping Dimensions (L x W x H)	36" x 29" x 46"	52.5" x 36" x 46.5"	62.5" x 36" x 46.5"	73.75" x 36" x 46.5"
Voltage	115V/60/1	115V/60/1	115V/60/1	115V/60/1
Amperage (AMP)	2.4	3	4	4
HACR Breaker (AMP)	15	15	15	15
Energy Consumption (kWh / day) NSF	1.9	2.83	4.05	5.05
Heat Rejection (BTU / hr)	270	403	575	719
Voltage Range	104 - 126	104 - 126	104 - 126	104 - 126
Ambient Temp. Range	45° -100°F	45° -100°F	45° -100°F	45° -100°F
Temperature Range	32° - 52°F	32° - 52°F	32° - 52°F	32° - 52°F
Refrigerant	R290	R290	R290	R290
List Price	\$13,315	\$19,400	\$22,745	\$27,827

See Refrigeration Accessories on pages 84-89 for options and prices



PREP TABLES - MEGA TOP DRAWER / DOOR COMBINATIONS



SR48B-18MD2



SR60B-24MD2



SR72B-30MD2



SR72B-30MD4

- Stainless steel interior and exterior front sides and top
- Cabinet and drawers are insulated with 2" foamed-in-place polyurethane
- Engineered to maintain NSF-7 temperatures in 100°F ambient
- Provided with full complement of polycarbonate plastic 1/6th size pans 4" deep
- Door/Drawer configuration can be located in any cabinet section
- Field reversible doors

Model Number	SR48B-18MD2	SR60B-24MD2	SR72B-30MD2	SR72B-30MD4
Interior Storage Capacity (AHAM)	12 ft ³	14.8 ft ³	18 ft ³	18 ft ³
Overall Dimensions (W x D x H including 6" casters)	48" x 34" x 44.25"	60" x 34" x 44.25"	72" x 34" x 44.25"	72" x 34" x 44.25"
Depth with Cutting Board installed	36.5"	37.5"	37.3"	37.3"
Depth with Door Open at 90°	52"	58.5"	52.5"	52.5"
Depth With Drawer Fully Open	52.5"	52"	52"	52"
Shelves (#) / Dimensions (WxD)	(1) / 21.25" x 16"	(1) / 27.25" x 16"	(2) / 22" x 16"	(1) / 22" x 16"
Drawer Pan Capacity (pans by others)	(1) 1/2 and (1) 1/3 size pan per drawer, 6" deep	(1) full size pan 6" deep	(1) 1/2 and (1) 1/3 size pan per drawer, 6" deep	(1) 1/2 and (1) 1/3 size pan per drawer, 6" deep
Pan Capacity (# of 1/6 size x 4" deep)	18 (6" max. pan depth)	24 (6" max. pan depth)	30 (6" max. pan depth)	30 (6" max. pan depth)
Crated Shipping Weight	355 lbs.	420 lbs.	475 lbs.	510 lbs.
Crated Shipping Dimensions (L x W x H)	52.5" x 36" x 46.5"	62.5" x 36" x 46.5"	73.75" x 36" x 46.5"	73.75" x 36" x 46.5"
Voltage	115V/60/1	115V/60/1	115V/60/1	115V/60/1
Amperage (AMP)	3	4	4	4
HACR Breaker (AMP)	15	15	15	15
Energy Consumption (kWh / day) NSF	2.83	4.05	5.05	5.05
Heat Rejection (BTU / hr)	403	575	719	719
Voltage Range	104 - 126	104 - 126	104 - 126	104 - 126
Ambient Temp. Range	45° -100°F	45° -100°F	45° -100°F	45° -100°F
Temperature Range	32° - 52°F	32° - 52°F	32° - 52°F	32° - 52°F
Refrigerant	R290	R290	R290	R290
List Price	\$16,498	\$20,436	\$22,346	\$24,957

Made to order: Allow 4-6 week lead time. Door and drawer configuration is customizable. See Refrigeration Accessories on pages 84-89 for options and prices

Please check with your distributor for availability.

PREP TABLES - PIZZA REFRIGERATORS



PR46A



PR67A



PR93A

- Stainless steel interior and exterior front, sides and top
- Solid state digital controller with temperature alarms and LED display (Fahrenheit or Celsius)
- Engineered to maintain NSF-7 temperatures in 100°F ambient
- Adjustable ducted air distribution for rail/cabinet
- Full complement of 1/3rd size pans are standard
- 1/2" x 19" Cutting board standard

Model Number	PR46A	PR67A	PR93A
Overall Dimensions (W x D x H including 6" casters)	46" x 32.25" x 43.5"	67" x 32.25" x 43.5"	93" x 32.25" x 43.5"
Depth with Cutting Board installed	36"	35"	35"
Depth with Doors Open at 90°	59.5"	56.75"	56.75"
Interior Door Opening Width	22.5"	22.5"	22.5"
Interior Door Opening Height	23"	23"	23"
Adjustable Shelves	2	4	6
Shelf Dimensions (W X D)	22" x 16"	24.75" x 25.5"	24.75" x 25.5"
Pan Capacity (# of 1/3 size x 4" deep)	6 (6" max. pan depth)	9 (6" max. pan depth)	12 (6" max. pan depth)
Crated Shipping Weight	312 lbs.	420 lbs.	577 lbs.
Crated Shipping Dimensions (L x W x H)	48.75" x 34.75" x 45"	69" x 34.75" x 45"	95" x 34.75" x 45"
Voltage	115V/60/1	115V/60/1	115V/60/1
Amperage (AMP)	6	6	6.5
HACR Breaker (AMP)	15	15	15
Energy Consumption (kWh / day) NSF	4.8	5.4	6.2
Heat Rejection (BTU / hr)	688	767	877
Voltage Range	104 - 126	104 - 126	104 - 126
Ambient Temp. Range	45° -100°F	45° -100°F	45° -100°F
Control Set Point Range	14° - 45°F	14° - 45°F	14° - 45°F
Refrigerant	R290	R290	R290
List Price	\$14,059	\$19,476	\$25,357

See Refrigeration Accessories on pages 84-89 for options and prices



PREP TABLES - PIZZA REFRIGERATORS with DRAWERS



PR46A-D2



PR67A-D4



PR93A-D6

- Stainless steel interior and exterior front, sides and top
- Solid state digital controller with temperature alarms and LED display (Fahrenheit or Celsius)
- Provided with full complement of polycarbonate plastic 1/3rd size pans 4" deep
- Engineered to maintain NSF-7 temperatures in 100°F ambient
- Adjustable ducted air distribution for rail/cabinet
- Cabinet and drawers are insulated with 2" foamed-in-place polyurethane
- 1/2" x 19" Cutting board standard

Model Number	PR46A-D2	PR67A-D4	PR93A-D6
Overall Dimensions (W x D x H including casters)	46" x 32.25" x 43.5"	67" x 32.25" x 43.5"	93" x 32.25" x 43.5"
Depth with Cutting Board installed	36"	36"	36"
Depth with Drawer Fully Open	56.5"	56.5"	56.5"
Drawer Pan Capacity (pans by others)	(2) 12" x 20" x 6" deep pans	(2) 12" x 20" x 6" deep pans	(2) 12" x 20" x 6" deep pans
Pan Capacity (# of 1/3 size x 4" deep)	6	9	12
Crated Shipping Weight	365 lbs.	505 lbs.	693 lbs.
Crated Shipping Dimensions (L x W x H)	48.75" x 34.75" x 45"	69" x 34.75" x 45"	95" x 34.75" x 45"
Voltage	115V/60/1	115V/60/1	115V/60/1
Amperage (AMP)	6	6	6.5
HACR Breaker (AMP)	15	15	15
Energy Consumption (kWh / day) NSF	4.8	5.4	6.2
Heat Rejection (BTU / hr)	688	767	877
Voltage Range	104 - 126	104 - 126	104 - 126
Ambient Temp. Range	45° -100°F	45° -100°F	45° -100°F
Control Set Point Range	14° - 45°F	14° - 45°F	14° - 45°F
Refrigerant	R290	R290	R290
List Price	\$17,847	\$26,986	\$37,269

See Refrigeration Accessories on pages 84-89 for options and prices



PREP TABLES - PIZZA DRAWER / DOOR COMBINATIONS



PR67A-D2



PR93A-D2



PR93A-D4

- Stainless steel interior and exterior front sides and top
- Provided with full complement of polycarbonate plastic 1/3rd size pans 4" deep
- Enamel coated evaporator coil
- Engineered to maintain NSF-7 temperatures in 100°F ambient
- Cabinet and drawers are insulated with 2" foamed-in-place polyurethane
- Door/Drawer configuration can be located in any cabinet section
- Adjustable ducted air distribution for rail/cabinet

Model Number	PR67A-D2	PR93A-D2	PR93A-D4
Interior Storage Capacity (AHAM)	19.9 ft ³	30 ft ³	30 ft ³
Overall Dimensions (W x D x H including 6" casters)	67" x 32.25" x 43.5"	93" x 32.25" x 43.5"	93" x 32.25" x 43.5"
Depth with Cutting Board installed	35"	35"	35"
Depth with Door Open at 90°	56.75"	56.75"	56.75"
Depth with Drawer Fully Open	56.5"	56.5"	56.5"
Door Opening Width	22.5"	22.5"	22.5"
Door Opening Height	23"	23"	23"
Shelves (#) / Dimensions (WxD)	(2) / 24.75" x 25.5"	(4) / 24.75" x 25.5"	(2) / 24.75" x 25.5"
Drawer Pan Capacity (pans by others)	(2) 12" x 20" x 6" deep pans	(2) 12" x 20" x 6" deep pans	(2) 12" x 20" x 6" deep pans
Pan Capacity (# of 1/3 size x 4" deep)	9	12	12
Crated Shipping Weight	465 lbs.	616 lbs.	654 lbs.
Crated Shipping Dimensions (L x W x H)	70" x 36" x 45"	95" x 34.75" x 45"	95" x 34.75" x 45"
Voltage	115V/60/1	115V/60/1	115V/60/1
Amperage (AMP)	6	6.5	6.5
HACR Breaker (AMP)	15	15	15
Energy Consumption (kWh / day) NSF	5.4	6.2	6.2
Heat Rejection (BTU / hr)	767	877	877
Voltage Range	104 - 126	104 - 126	104 - 126
Ambient Temp. Range	45° - 100°F	45° - 100°F	45° - 100°F
Temperature Range	14° - 45°F	14° - 45°F	14° - 45°F
Refrigerant	R290	R290	R290
List Price	\$23,220	\$29,726	\$33,697

Made to order: Allow 4-6 week lead time. Door and drawer configuration is customizable. See Refrigeration Accessories on pages 84-89 for options and prices

Please check with your distributor for availability.



REFRIGERATED EQUIPMENT STANDS



CR36A



CR49A



CR60A



CR72A



CR85A



CR98A



CR110A

- Stainless steel interior and exterior front, sides and top
- 16 gauge stainless steel top with marine edge front and rear and 1" turn-up at each end
- Solid state digital controller with temperature alarms and LED display (Fahrenheit or Celsius)
- Top is provided with an exclusive, built in, ceramic heat shield
- Standard with (4-8) 4" casters all with brakes
- Electronic controls

Model Number	CR36A	CR49A	CR60A	CR72A	CR85A	CR98A	CR110A
Overall Dimensions (W x D x H including 4" casters)	36.5" x 32.25" x 26"	49" x 32.25" x 26"	60.5" x 32.25" x 26"	72.52" x 32.25" x 26"	85" x 32.25" x 26"	98" x 32.25" x 26"	110.5" x 32.25" x 26"
Depth with Drawer Fully Open	55.75"	55.75"	55.75"	55.75"	55.75"	55.75"	55.75"
Maximum Pan Depth	6"	6"	6"	6"	6"	6"	6"
Worktop Maximum Load Capacity	700 lbs	700 lbs	700 lbs	1200 lbs	1200 lbs	1500 lbs	1500 lbs
Drawer Pan Capacity (pans by others)	(1) 12" x 20" x 6" deep pans and (1) 1/2 long pan 6" deep (pans by others)	(2) 12" x 20" x 6" deep pans	(2) 12" x 20" x 6" deep pans	(2) 12" x 20" x 6" deep pans	Left drawers: (3) 12" x 20" x 6" deep pans Right drawers: (2) 12" x 20" x 6" deep pans	(3) 12" x 20" x 6" deep pans	(3) 12" x 20" x 6" deep pans
Pan Capacity (12" x 20")	2	2.5	2.5	8	10	12	12
Crated Shipping Weight	295 lbs.	327 lbs.	370 lbs.	500 lbs.	567 lbs.	640 lbs.	595 lbs.
Crated Shipping Dimensions (L x W x H)	38" x 34.5" x 30.5"	51" x 35.5" x 30.5"	62" x 35.5" x 30.5"	74" x 34.5" x 30.5"	87.25" x 34.5" x 30.5"	100" x 34.5" x 30.5"	112.5" x 34.5" x 30.5"
Voltage	115V/60/1	115V/60/1	115V/60/1	115V/60/1	115V/60/1	115V/60/1	115V/60/1
Amperage (AMP)	2.2	2.7	2.7	3.0	3.0	3.0	3.0
HACR Breaker (AMP)	15	15	15	15	15	15	15
Energy Consumption (kWh / day) NSF	1.6	2.1	2.1	2.78	2.9	3.69	3.69
Heat Rejection (BTU / hr) @ NSF	223	303	303	395	415	525	525
Voltage Range	104 - 126	104 - 126	104 - 126	104 - 126	104 - 126	104 - 126	104 - 126
Ambient Temp. Range	45° - 100°F	45° - 100°F	45° - 100°F	45° - 100°F	45° - 100°F	45° - 100°F	45° - 100°F
Control Set Point Range	32° - 52°F	32° - 52°F	32° - 52°F	32° - 52°F	32° - 52°F	32° - 52°F	32° - 52°F
Refrigerant	R290	R290	R290	R290	R290	R290	R290
List Price	\$19,023	\$20,738	\$21,515	\$24,709	\$28,788	\$32,046	\$33,039

See Refrigeration Accessories on pages 84-89 for options and prices



SUSHI CASES

Features & Benefits of HOSHIZAKI Sushi Cases

- Energy efficient LED lights with on/off switch
- Elegant curved front glass design enhances product on display
- Condenser airflow comes in the back and out the side
- Large diameter 1" drain at front, vinyl hose included
- NSF approved thermometer
- Easy to clean ceiling
- Plate space on top of unit, 5.6 inches
- Larger front to back interior, 11 inches
- Interior floor has a radius at all four sides
- Self-contained refrigeration unit - easy to install
- Large diameter upper evaporator with tin plating
- Slightly taller doors with plastic seal at end, opposite of the handle
- Solid food plates with radius groove to fit sushi foods
- Energy-efficient and environmentally friendly R600a refrigerant



Model Number	Condenser	Refrigeration Unit Location (Front View)	Dimensions W x D x H	Shipping Dimensions W x D x H	Electrical	Shipping Weight	List Price
HNC-120BA-R-SLH	Air-Cooled	Right Side	47.2" x 13.6" x 11"	51.5" x 16.5" x 20.5"	115V/60/1	92 Lbs.	\$10,444
HNC-120BA-L-SLH	Air-Cooled	Left Side	47.2" x 13.6" x 11"	51.5" x 16.5" x 20.5"	115V/60/1	94 Lbs.	\$10,444
HNC-150BA-R-SLH	Air-Cooled	Right Side	59.1" x 13.6" x 11"	62.25" x 16.5" x 20.5"	115V/60/1	115 Lbs.	\$11,279
HNC-150BA-L-SLH	Air-Cooled	Left Side	59.1" x 13.6" x 11"	62.25" x 16.5" x 20.5"	115V/60/1	115 Lbs.	\$11,279
HNC-180BA-R-SLH	Air-Cooled	Right Side	70.9" x 13.6" x 11"	74" x 16.5" x 20.5"	115V/60/1	130 Lbs.	\$12,599
HNC-180BA-L-SLH	Air-Cooled	Left Side	70.9" x 13.6" x 11"	74" x 16.5" x 20.5"	115V/60/1	130 Lbs.	\$12,599
HNC-210BA-R-SLH	Air-Cooled	Right Side	82.7" x 13.6" x 11"	85.75" x 16.5" x 20.5"	115V/60/1	145 Lbs.	\$13,936
HNC-210BA-L-SLH	Air-Cooled	Left Side	82.7" x 13.6" x 11"	85.75" x 16.5" x 20.5"	115V/60/1	145 Lbs.	\$13,936


"R" - Condensing Unit is on RIGHT from front view

"L" - Condensing Unit is on LEFT from front view

Not intended for overnight storage. NSF Standard 7



HNC-120BA-L-SLH



HNC-210BA-L-SLH



HNC-150BA-L-SLH



HNC-180BA-L-SLH



GLASS DOOR MERCHANDISERS



RM-7-HC **RM-10-HC** **ENERGY STAR** **Qualified** **RM-26-HC** **ENERGY STAR** **Qualified** **RM-45-SD-HC** **(Sliding doors)** **RM-49-HC** **RM-65-HC**

- Environmentally friendly R290 hydrocarbon refrigerant
- Forced air evaporator for quick temperature pull down
- Large glass door(s) is energy efficient low-E multi pane glass
- Doors mounted on heavy duty hinges with self-closing mechanism
- Three year parts and labor warranty & Five year compressor warranty
- Locks on doors are standard (accept for RM-7-HC)

Model Number	RM-7-HC	RM-10-HC	RM-26-HC	RM-45-SD-HC	RM-49-HC	RM-65-HC
Capacity	20 oz. bottles: 102 12 oz. cans: 217	20 oz. bottles: 168 12 oz. cans: 384	20 oz. bottles: 360 12 oz. cans: 900	20 oz. bottles: 560 12 oz. cans: 1260	20 oz. bottles: 630 12 oz. cans: 1440	20 oz. bottles: 830 12 oz. cans: 1926
Overall Dimensions (W x D x H Including Leveling Feet)	21.25" x 25" x 37.75"	25" x 22.75" x 54.5"	30" x 29.75" x 78"	51" x 30.25" x 78.25"	60" x 29.75" x 78"	78" x 29.75" x 78"
Adjustable Shelves	2 adjustable, 1 floor shelf	3	5	5 per section	5 per section	5 per section
Shelf Dimensions (W x D)	17.75" x 20.75" 18" x 9.25" (Floor)	21" x 17.5"	25.75" x 24"	23" x 20.5"	27" x 21.75"	(C) 27.3" x 21.7" (L/R) 22.4" x 21.7"
Crated Shipping Weight	180 lbs.	230 lbs.	331 lbs.	520 lbs.	610 lbs.	800 lbs.
Crated Shipping Dimensions (L x W x H)	28" x 25" x 44"	30" x 30" x 60"	34" x 34" x 82"	54" x 32.25" x 84"	63" x 32.5" x 86"	81" x 32.25" x 84"
Voltage	115V/60/1	115V/60/1	115V/60/1	115V/60/1	115V/60/1	115V/60/1
Amperage (AMP)	3.2	1.8	3.2	6.5	7.6	8.2
HACR Breaker (AMP)	15	15	15	15	15	15
Energy Consumption (kWh / day) ENERGY STAR / DOE	1.38	1.1	1.81	4.55	4.37	5.67
Approx. Nominal Compress BTU/HR (HP)	1/8HP	1/5HP	1/3HP	1/2HP	1/2HP	(L) 1/3HP (R) 1/3HP
Voltage Range	104 - 126	104 - 126	104 - 126	104 - 126	104 - 126	104 - 126
Ambient Temp. Range	60° - 86°F	60° - 86°F	60° - 86°F	60° - 86°F	60° - 86°F	60° - 86°F
Control Set Point Range	28° - 40°F	28° - 40°F	28° - 40°F	28° - 40°F	28° - 40°F	28° - 40°F
Refrigerant	R290	R290	R290	R290	R290	R290
List Price	\$6,075	\$6,687	\$8,755	\$12,936	\$13,490	\$17,995

See Refrigeration Accessories on pages 84-89 for options and prices



BACK BAR REFRIGERATORS



BB59



BB69



BB80



BB95

- Stainless steel interior with LED lights
- Heavy duty 18-gauge stainless steel top
- Maximum product storage capacity with the ability to store tall boys three high per section
- Black vinyl coated or stainless steel exterior front, sides, and rear
- Doors come with a stainless steel interior liner are self-closing and include locks
- Engineered to maintain NSF-7 temperatures in 100°F ambient

Model Number	BB59(-S*)	BB69(-S*)	BB80(-S*)	BB95(-S*)
Cabinet Dimensions W x D x H	59.5" x 29" x 36.88"	69.5" x 29" x 36.88"	80" x 29" x 36.88"	95.5" x 29" x 36.88"
Capacity (AHAM) cu ft	18.16 ft ³	21.8 ft ³	28.74 ft ³	32.53 ft ³
Capacity 12oz. cans	852	1014	1092	1302
Door(s)	2	2	3	3
Shelves	4	4	6	6
Capacity 1/2 Barrels	3	3	4	5
HP	1/3	1/3	1/3	1/3
Voltage	115V/60/1	115V/60/1	115V/60/1	115V/60/1
Amperage (AMP)	2.5	2.5	2.5	2.5
NEMA Plug	8 ft. 5-15P	8 ft. 5-15P	8 ft. 5-15P	8 ft. 5-15P
Shipping Dimensions W x D x H	62.5" x 31.25" x 42.75"	72.5" x 31.25" x 42.75"	82.5" x 31.25" x 42.75"	98.5" x 31.25" x 42.75"
Shipping Weight	315 lbs.	350 lbs.	375 lbs.	450 lbs.
Refrigerant	R290	R290	R290	R290
List Price	\$8,794 *\$10,466	\$9,614 *\$11,232	\$11,103 *\$13,962	\$11,297 *\$14,167

*(-S) Stainless Steel Exterior option available - Made to order.
See Refrigeration Accessories on pages 84-89 for options and prices



BACK BAR REFRIGERATORS with GLASS DOORS



BB59-G



BB69-G



BB80-G



BB95-G

- Stainless steel interior with LED lights
- Heavy duty 18-gauge stainless steel top
- Maximum product storage capacity with the ability to store tall boys three high per section
- Black vinyl coated or stainless steel exterior front, sides, and rear
- Energy efficient Low-E Multi pane glass self-closing doors come standard with barrel locks
- Engineered to maintain NSF-7 temperatures in 100°F ambient

Model Number	BB59-G(-S*)	BB69-G(-S*)	BB80-G(-S*)	BB95-G(S*)
Cabinet Dimensions W x D x H	59.5" x 29" x 36.88"	69.5" x 29" x 36.88"	80" x 29" x 36.88"	95.5" x 29" x 36.88"
Capacity (AHAM) cu ft	18.45 ft ³	21.80 ft ³	26.74 ft ³	32.53 ft ³
Capacity 12oz. cans	852	1014	1092	1302
Door(s)	2	2	3	3
Shelves	4	4	6	6
Capacity 1/2 Barrels	3	3	4	5
HP	1/3	1/3	1/3	1/3
Voltage	115V/60/1	115V/60/1	115V/60/1	115V/60/1
Amperage (AMP)	2.5	2.5	2.5	2.5
NEMA Plug	8 ft. 5-15P	8 ft. 5-15P	8 ft. 5-15P	8 ft. 5-15P
Shipping Dimensions W x D x H	62.5" x 31.25" x 42.75"	72.5" x 31.25" x 42.75"	82.5" x 31.25" x 42.75"	98.5" x 31.25" x 42.75"
Shipping Weight	310 lbs.	345 lbs.	370 lbs.	435 lbs.
Refrigerant	R290	R290	R290	R290
List Price	\$9,215 *\$10,628	\$10,402 *\$12,085	\$12,279 *\$14,340	\$12,506 *\$15,020

*(-S) Stainless Steel Exterior option available - Made to order.
See Refrigeration Accessories on pages 84-89 for options and prices



SLIDE TOP BOTTLE COOLERS



CC50



CC65



CC80



CC95

- Stainless steel interior
- Heavy duty 18-gauge stainless steel top
- Front breathing, side mount refrigeration is easily accessible by sliding out front for cleaning and service
- Black vinyl coated or stainless steel exterior front, sides, and rear
- Durable stainless steel slide top lids including locks
- Engineered to maintain NSF-7 temperatures in 100°F ambient

Model Number	CC50(-S*)	CC65(-S*)	CC80(-S*)	CC95(-S*)
Cabinet Dimensions† W x D x H	50.5" x 31.25" x 39"	65.5" x 26.5" x 33.38"	80" x 26.5" x 33.38"	95" x 26.5" x 33.38"
Capacity (AHAM) cu ft	14.4 ft³	19.6 ft³	24.67 ft³	27.98 ft³
Capacity 12oz. / 20oz. Cans	704 / 286	890 / 360	1150 / 547	1408 / 672
Lids	2	2	3	3
Bin Dividers	3	4	6	7
HP	1/4	1/3	1/3	1/2
Voltage	115V/60/1	115V/60/1	115V/60/1	115V/60/1
Amperage (AMP)	2.0	2.0	2.0	2.0
NEMA Plug	8 ft. 5-15P	8 ft. 5-15P	8 ft. 5-15P	8 ft. 5-15P
Shipping Dimensions W x D x H	53.5" x 31.25" x 39"	69.5" x 33" x 39"	84" x 33" x 39"	101" x 33" x 39"
Shipping Weight	235 lbs.	275 lbs.	315 lbs.	355 lbs.
Refrigerant	R290	R290	R290	R290
List Price	\$7,262 *\$8,686	\$8,060 *\$9,430	\$10,175 *\$11,632	\$10,747 *\$12,333

*(-S) Stainless Steel Exterior option available - Made to order.
 † Does not include 1" rear cabinet bumper or bottle cap catcher depth
 See Refrigeration Accessories on pages 84-89 for options and prices



DIRECT DRAW REFRIGERATORS



DD24



DD59



DD69



DD80



DD95

- Stainless steel interior
- Heavy duty 18-gauge stainless steel top
- Polished stainless-steel insulated towers with plated brass faucet
- Black vinyl coated or stainless steel exterior front, sides, and rear
- Stainless steel threshold protects door frame from damage when loading and unloading
- Keg cushions standard to protect floor and increase air flow around kegs

Model Number	DD24(-S*)	DD59(-S*)	DD69(-S*)	DD80(-S*)	DD95(-S*)
Cabinet Dimensions W x D x H	24.88" x 30" x 39.38"	59.5" x 29" x 36.88"	69.5" x 29" x 36.88"	80" x 29" x 36.88"	95.5" x 29" x 36.88"
Capacity (AHAM) cu ft	7.46 ft ³	18.45 ft ³	21.8 ft ³	26.79 ft ³	32.53 ft ³
Door(s)	1	2	2	3	3
Tower(s)	1	2	2	2	2
Tap(s)	1	3	3	4	4
Capacity 1/2 Barrels	1	2	3	4	5
HP	1/6	1/3	1/3	1/3	1/3
Voltage	115V/60/1	115V/60/1	115V/60/1	115V/60/1	115V/60/1
Amperage (AMP)	1.5	2.5	2.5	2.5	2.5
NEMA Plug	5-15P	5-15P	5-15P	5-15P	5-15P
Shipping Dimensions W x D x H	34.5" x 29" x 45.5"	62.5" x 31.25" x 42.5"	72.5" x 31.25" x 42.5"	82.5" x 31.25" x 42.5"	98.5" x 31.25" x 42.5"
Shipping Weight	175 lbs.	345 lbs.	360 lbs.	385 lbs.	430 lbs.
Refrigerant	R290	R290	R290	R290	R290
List Price	\$6,420 *\$7,931	\$10,714 *\$12,322	\$11,470 *\$14,448	\$12,560 *\$14,836	\$12,754 *\$15,494

*(-S) Stainless Steel Exterior option available - Made to order.
See Refrigeration Accessories on pages 84-89 for options and prices

ECONOMY REFRIGERATORS



ER1A-FS
ENERGY STAR
Qualified



ER2A-FS
ENERGY STAR
Qualified

- Stainless steel interior floor with aluminum sides, rear, and top
- Stainless steel exterior door(s) come standard with lock(s)
- Energy efficient interior LED light
- Time initiated automatic defrost
- Energy efficient heated condensate removal
- Heavy duty grey epoxy coated shelves are adjustable in 1/2" increments; 3 per section. 105 lbs. capacity

Model Number	ER1A-FS	ER2A-FS
Interior Storage Capacity (AHAM)	17.8 ft ³	38.61 ft ³
Overall Dimensions (W x D x H including 4" casters)	27" x 29.63" x 81.63"	54.38" x 29.63" x 81.63"
Depth with Doors Open at 90°	55.38"	55.38"
Interior Door Opening Width	22.25"	22.9"
Interior Door Opening Height	52.1"	52.1"
Adjustable Shelves	3	6
Shelf Dimensions (W x D)	21.5" x 23.1"	24.3" x 21.7"
Crated Shipping Weight	279 lbs.	523 lbs.
Crated Shipping Dimensions (L x W x H)	31.5" x 28.75" x 84"	58" x 31.5" x 84"
Voltage	115V/60/1	115V/60/1
Amperage (AMP)	2	4.3
HACR Breaker (AMP)	15	15
Energy Consumption (kWh / day) ASHRAE	1.06	2.1
Heat Rejection (BTU / hr)	1960(1/5HP)	4291(1/3HP)
Voltage Range	103 - 127	103 - 127
Ambient Temp. Range	45° to 100°F	45° to 100°F
Control Set Point Range	33° to 39°F	33° to 39°F
Refrigerant	R290	R290
List Price	\$5,891	\$9,148

See Refrigeration Accessories on page 89 for options and prices


EF1A-FS

EF2A-FS

- Stainless steel interior floor with aluminum sides, rear, and top
- Stainless steel exterior door(s) come standard with lock(s)
- Energy efficient interior LED light

- Time initiated automatic defrost
- Energy efficient heated condensate removal
- Heavy duty grey epoxy coated shelves are adjustable in 1/2" increments; 3 per section. 105 lbs. capacity

Model Number	EF1A-FS	EF2A-FS
Interior Storage Capacity (AHAM)	17.74 ft ³	38.54 ft ³
Overall Dimensions (W x D x H including 4" casters)	27" x 29.63" x 81.63"	54.38" x 29.63" x 81.63"
Depth with Doors Open at 90°	55.38"	55.38"
Interior Door Opening Width	22.25"	22.9"
Interior Door Opening Height	52.1"	52.1"
Adjustable Shelves	3	6
Shelf Dimensions (W x D)	21.5" x 23.1"	24.3" x 21.7"
Crated Shipping Weight	279 lbs.	523 lbs.
Crated Shipping Dimensions (L x W x H)	31.5" x 28.75" x 84"	58" x 31.5" x 84"
Voltage	115V/60/1	115V/60/1
Amperage (AMP)	3.2	4.7
HACR Breaker (AMP)	15	15
Energy Consumption (kWh / day) ASHRAE	4.62	8.8
Heat Rejection (BTU / hr)	1399(1/3HP)	2074(1/2HP)
Voltage Range	103 - 127	103 - 127
Ambient Temp. Range	45° to 100°F	45° to 100°F
Control Set Point Range	-5° to 5°F	-5° to 5°F
Refrigerant	R290	R290
List Price	\$7,103	\$10,661

See Refrigeration Accessories on page 89 for options and prices

UNDERCOUNTER ECONOMY REFRIGERATORS & FREEZERS



EUR27A
ENERGY STAR
Qualified



EUR48A
ENERGY STAR
Qualified



EUF27A
ENERGY STAR
Qualified



EUF48A
ENERGY STAR
Qualified

- Stainless steel interior floor with aluminum sides, rear, and top
- Stainless steel exterior door(s) come standard with lock(s)
- Energy efficient interior LED light
- Time initiated automatic defrost
- Energy efficient heated condensate removal
- Heavy duty grey epoxy coated shelves are adjustable in 1/2" increments; 3 per section. 105 lbs. capacity

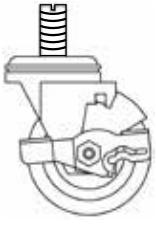
Model Number	EUR27A	EUR48A	EUF27A	EUF48A
Interior Storage Capacity (AHAM)	6.33 ft ³	12.09 ft ³	6.33 ft ³	12.09 ft ³
Overall Dimensions (W x D x H including 4" casters)	27" x 30" x 33.75"	47.75" x 30" x 33.75"	27" x 30" x 33.75"	47.75" x 30" x 33.75"
Depth with Doors Open at 90°	54.5"	51.5"	55.75"	52.75"
Interior Door Opening Width	22.6"	19.5"	22.6"	19.5"
Interior Door Opening Height	22.75"	22.75"	22.75"	22.75"
Adjustable Shelves	1	2	1	2
Shelf Dimensions (W x D)	22" x 16"	21.25" x 16"	22" x 16"	21.25" x 16"
Crated Shipping Weight	200 lbs.	290 lbs.	200 lbs.	290 lbs.
Crated Shipping Dimensions (L x W x H)	33" x 29" x 37"	52" x 33" x 37"	33" x 29" x 37"	52" x 33" x 37"
Voltage	115V/60/1	115V/60/1	115V/60/1	115V/60/1
Amperage (AMP)	1.5	1.8	1.2	1.7
HACR Breaker (AMP)	15	15	15	15
Energy Consumption (kWh / day) ASHRAE	0.95	1.21	1.92	3.44
Heat Rejection (BTU / hr)	1289(1/6HP)	1709(1/6HP)	993(1/6HP)	1468(1/6HP)
Voltage Range	115-127	115-127	115-127	115-127
Ambient Temp. Range	45° to 100°F	45° to 100°F	45° to 100°F	45° to 100°F
Control Set Point Range	33° to 39°F	33° to 39°F	33° to 39°F	33° to 39°F
Refrigerant	R290	R290	R290	R290
List Price	\$4,689	\$6,537	\$5,255	\$7,057

See Refrigeration Accessories on page 89 for options and prices

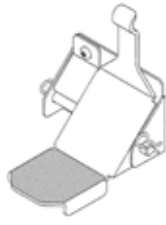





REFRIGERATION ACCESSORIES



CASTERS



**FOOT PEDAL
DOOR OPENER**



SHELVES



TRAY / PAN SLIDES

CASTERS & LEGS

Model Number	Description	List Price
HS-3546	4" Casters - Set of four, two with brakes (1/2 Section Uprights)	\$637
HS-3547	4" Casters - Set of six, three with brakes (3 Section Uprights)	\$971
HS-5035	4" Casters - Set of four, two with brakes (1, 2 & 3 Section Horizontal Units)	\$162
HS-5036	6" Casters - Set of four, two with brakes (1, 2 & 3 Section Horizontal Units)	\$227
HS-5037	2 1/4" Casters - Set of four, two with brakes (1 & 2 Section Undercounters) for ADA Compliant dimensions	\$173
HS-5320	3 3/8" Casters - Set of four, two with brakes (for pizza prep tables) for ADA Compliant dimensions	\$162
HS-5321	3 3/8" Casters - Set of six, three with brakes (for pizza prep tables) for ADA Compliant dimensions	\$237
LP-6 LEG	6" Stainless Steel Legs, set of 4 (1, 2 & 3 Section Upright Models [3 section needs 2 sets])	\$484
LP-6P LEG	6" Painted Leg (grey), set of 4 (1, 2 & 3 Section Upright Models [3 section needs 2 sets])	\$453

FOOT PEDALS

Model Number	Description	For Use With Steelheart Models	List Price
HS-5378	One Door Foot Pedal	Left Hinge upright, solid door Steelheart models	\$442
HS-5379	One Door Foot Pedal	Right Hinge upright, solid door Steelheart models	\$442
HS-5380	Two Door Foot Pedal	n/a	\$777
HS-5555	Left-Hinged Door Foot Pedal (right foot pedal)	Solid door undercounter, worktop and sandwich prep table models	\$442
HS-5556	Right-Hinged Door Foot Pedal (left foot pedal)	Solid door undercounter, worktop and sandwich prep table models	\$442

DOOR REVERSAL KIT

Model Number	Description	List Price
HS-5258	Door Reversal Kit - Undercounter Glass Door Models (Right Hinge to Left Hinge)	\$302
HS-5259	Door Reversal Kit - Undercounter Glass Door Models (Left Hinge to Right Hinge)	\$302

SHELVES

Model Number	Description	For Use With Steelheart Models	List Price
HS-5052	Industrial Strength Epoxy Coated Shelf, Includes 4 Pilaster Clips	1,2,3 Section Uprights	\$302
HS-5053	Industrial Strength Epoxy Coated Shelf, 3 each, Includes 12 Pilaster Clips	1,2,3 Section Uprights	\$442
HS-5054	Industrial Strength Stainless Steel Shelf, Includes 4 Pilaster Clips	1,2,3 Section Uprights	\$464
HS-3504	Industrial Strength Stainless Steel Center Shelf	2 Section Uprights	\$432
HS-3505	Industrial Strength Stainless Steel Center Shelf, 3 each	2 Section Uprights	\$680



SHELVES...CONTINUED

HS-3509	Industrial Strength Epoxy Coated Shelf Center Shelf	2 Section Uprights	\$334
HS-3510	Industrial Strength Epoxy Coated Shelf Center Shelf, 3 each	2 Section Uprights	\$518
HS-3550	Pass-Thru Epoxy Shelf, 3 pack	1 & 2 Section Models	\$432
HS-3551	Pass-Thru Epoxy Shelf, 1 pack	1 & 2 Section Models	\$367
HS-3552	Pass-Thru Stainless Steel Shelf, 3 Pack	1 & 2 Section Models	\$1,295
HS-3553	Pass-Thru Stainless Steel Shelf, 1 Pack	1 & 2 Section Models	\$626
HS-5388	Industrial Strength Epoxy Coated Shelf Center Shelf, 1 each	3 Section Uprights	\$334
HS-5389	Industrial Strength Epoxy Coated Shelf Center Shelf, 3 each	3 Section Uprights	\$788
HS-5057	Tempered Glass Shelves, 3 each	For use with HR24C-G	\$334
HS-5058	Epoxy Coated Wire Shelf, Includes 4 Pilaster Clips	All 27" and 72" Undercounters, Worktops and Prep Tables	\$140
HS-5235	Epoxy Coated Wire Shelf, Includes 4 Pilaster Clips	All 36" Undercounters, Worktops and Prep Tables	\$237
HS-5059	Epoxy Coated Wire Shelf, Includes 4 Pilaster Clips	All 48" Undercounters, Worktops and Prep Tables	\$140
HS-5108	Epoxy Coated Wire Shelf, Includes 4 Pilaster Clips	All 60" Undercounters, Worktops and Prep Tables	\$173
HS-5116	Stainless Steel Shelf, Includes 4 Pilaster Clips	All 27" and 72" Undercounters, Worktops and Prep Tables	\$367
HS-5117	Stainless Steel Shelf, Includes 4 Pilaster Clips	All 48" Undercounters, Worktops and Prep Tables	\$432
HS-5118	Stainless Steel Shelf, Includes 4 Pilaster Clips	All 60" Undercounters, Worktops and Prep Tables	\$507
HS-5151	Epoxy Coated Wire Shelf, Includes 4 Pilaster Clips	PR67/93A	\$302
HS-5152	Epoxy Coated Wire Shelf, Includes 4 Pilaster Clips	PR46A	\$302
HS-5153	Stainless Steel Shelf, Includes 4 Pilaster Clips	PR67/93A	\$518
HS-5154	Stainless Steel Shelf, Includes 4 Pilaster Clips	PR46A	\$529
HS-5161	Lower Epoxy Coated Shelf, 4 Pilaster Clips	All 27" Undercounters, Worktops, and Prep Tables	\$194
HS-5169	Lower Stainless Steel Shelf, 4 Pilaster Clips	All 27" Undercounters, Worktops, and Prep Tables	\$367
HS-5581	Epoxy shelf, including 4 pilaster clips	Freezer Glass Door Merchandiser Accessory Shelf w/clips	\$205
HS-5592	Standard wood shelf	HR-15	\$119
HS-5593	Small wood shelf	HR-24	\$140
HS-5594	Large wood shelf	HR-24	\$162
HS-5595	Complete wine shelf set for HR-15 (set of 4 wood shelves with 4 slidina rails)	HR-15	\$1,133
HS-5596	Complete wine shelf set for HR-24 (set of 5 wood)	HR-24	\$1,219

OVERSHELVES

Model Number	Description	For Use With	List Price
HS-5172†	Single Overshelf for 27" Cabinet	27" Undercounters, Worktops, Sandwich Top & Mega Top	\$1,003
HS-5237†	Single Overshelf for 36" Cabinet	36" Undercounters, Worktops, Sandwich Top & Mega Top	\$1,101
HS-5173†	Single Overshelf for 48" Cabinet	48" Undercounters, Worktops, Sandwich Top & Mega Top	\$1,144
HS-5174†	Single Overshelf for 60" Cabinet	60" Undercounters, Worktops, Sandwich Top & Mega Top	\$1,403
HS-5175†	Single Overshelf for 72" Cabinet	72" Undercounters, Worktops, Sandwich Top & Mega Top	\$1,672
HS-5163†	Double Overshelf for 27" Cabinet	27" Undercounters, Worktops, Sandwich Top & Mega Top	\$1,230
HS-5236†	Double Overshelf for 36" Cabinet	36" Undercounters, Worktops, Sandwich Top & Mega Top	\$1,500
HS-5164†	Double Overshelf for 48" Cabinet	48" Undercounters, Worktops, Sandwich Top & Mega Top	\$1,791
HS-5165†	Double Overshelf for 60" Cabinet	60" Undercounters, Worktops, Sandwich Top & Mega Top	\$2,536
HS-5166†	Double Overshelf for 72" Cabinet	72" Undercounters, Worktops, Sandwich Top & Mega Top	\$3,280

OVERSHELVES - CONTINUED

HS-5229**	Single Overshelf for 46" / 93" Cabinet	46" / 93" Pizza Prep Tables 93" cabinets can accommodate (2) HS-5229 Single Overshelves	\$1,241
HS-5231†	Single Overshelf for 67" Cabinet	67" Pizza Prep Tables	\$1,500
HS-5228**	Double Overshelf for 46" / 93" Cabinet	46" / 93" Pizza Prep Tables 93" cabinets can accommodate (2) HS-5228 Double Overshelves	\$1,899
HS-5230†	Double Overshelf for 67" Cabinet	67" Pizza Prep Tables	\$2,482

†Compatible with models manufactured since March 2016. (Serial # FXXXXXC and after)

‡Compatible with models manufactured since January 2017. (Serial # GXXXXXA and after)

* 93" cabinets can accommodate (2) HS-5229 Single Overshelves or (2) HS-5228 Double Overshelves.

TRAY / PAN SLIDES

(16) Sets on 3" Centers per section is the recommended maximum capacity for Uprights. Units can hold as many as (24) sets on 2" Centers per section.

Model Number	Description	List Price
HS-3557	Stainless Steel Bottom Support Universal Pan Slides (1 Set), Includes 4 Pilaster Clips	\$291
HS-3558	Stainless Steel Bottom Support Universal Pan Slides (4 Sets), Includes 16 Pilaster Clips	\$917
HS-5092	Stainless Steel Bottom Support Wire Tray Slides (1 Set) for 18x26 Baker Pan Only, Includes 4 Pilaster Clips	\$216
HS-5093	Stainless Steel Bottom Support Wire Tray Slides (4 Sets) for 18x26 Baker Pan Only, Includes 16 Pilaster Clips	\$669

PIZZ PREP TABLES - PAN SLIDES

Model Number	Description	List Price
HS-5514	Removable Tray Pan Rack For Pizza Preps- Accommodates (6) 18" x 26" Sheet Pans With 3" Spacing	\$712

FLAT LIFT OFF COVERS

Model Number	Description	For Use With	List Price
HS-5070	Flat Lift-Off Stainless Steel Cover - 12 pan Mega Top opening	SR27B-12M, SR48A-12M, SR60A-12M *SR60A-24M, *SR72A-24M, SR27B-12MD *SR60A-24MD4 (*2 of each cover required per model)	\$442
HS-5279	Flat Lift-Off Stainless Steel Cover - 15 pan Mega Top opening	SR36B-15M	\$442
HS-5071	Flat Lift-Off Stainless Steel Cover - 18 pan Mega Top opening	SR48A-18M, SR60A-18M, SR72A-18M SR48A-18MD4	\$442
HS-5072	Flat Lift-Off Stainless Steel Cover - SR27A-8	SR27B-8, SR27B-8D	\$442
HS-5073	Flat Lift-Off Stainless Steel Cover - SR48A-8	SR48A-8, SR60A-8	\$442
HS-5278	Flat Lift-Off Stainless Steel Cover - 10 pan Sandwich Top opening	SR36B-10	\$442
HS-5074	Flat Lift-Off Stainless Steel Cover - 12 pan Sandwich Top opening	SR48A-12, SR48A-12MD4, SR60A-12, SR72A-12	\$442
HS-5106	Flat Lift-Off Stainless Steel Cover - SR60A-16, SR72A-16	SR60A-16, SR72A-16	\$583
HS-5107	Flat Lift-Off Stainless Steel Cover - SR72A-18	SR72A-18	\$583
HS-5070 + HS-5071	Flat Lift-Off Stainless Steel Cover - 12 pan Mega Top opening Flat Lift-Off Stainless Steel Cover - 18 pan Mega Top opening	SR72A-30M, SR72A-30M6 (1 of each cover required per model)	\$442 (Each Cover)

COMPOSITE CUTTING BOARDS

Model Number	Description	For Use With	List Price
HS-5265	10" x 27" x 1/2" Composite Cutting Board	27" Sandwich Top & Mega Top	\$432
HS-5266	10" x 36" x 1/2" Composite Cutting Board	36" Sandwich Top & Mega Top	\$583
HS-5267	10" x 48" x 1/2" Composite Cutting Board	48" Sandwich Top & Mega Top	\$777
HS-5268	10" x 60" x 1/2" Composite Cutting Board	60" Sandwich Top & Mega Top	\$950
HS-5269	10" x 72" x 1/2" Composite Cutting Board	72" Sandwich Top & Mega Top	\$1,144
HS-5270	19" x 46" x 1/2" Composite Cutting Board	46" Pizza Prep Tables	\$1,403
HS-5271	19" x 67" x 1/2" Composite Cutting Board	67" Pizza Prep Table	\$2,115
HS-5272	19" x 93" x 1/2" Composite Cutting Board	93" Pizza Prep Table	\$2,956

GLASS DOOR MERCHANDISER ACCESSORIES

Model Number	Description	For Use With	List Price
HS-5446	Organizer Shelf With Tracks, Includes 4 Pilaster Clips	RM-10-HC	\$237
HS-5291	Organizer Shelf With Tracks, Includes 4 Pilaster Clips	RM-26-HC	\$270
HS-5293	Organizer Shelf With Tracks, Includes 4 Pilaster Clips	RM-45-SD-HC	\$270
HS-5295	Organizer Shelf With Tracks, Includes 4 Pilaster Clips	RM-49-HC	\$270
HS-5290	Price Tag Holder	RM-10-HC	\$22
HS-5292	Price Tag Holder	RM-26-HC	\$22
HS-5294	Price Tag Holder	RM-45-SD-HC	\$22
HS-5296	Price Tag Holder	RM-49-HC	\$22
HS-5447	Epoxy Shelf, Includes 4 Pilaster Clips	RM-10-HC	\$162
HS-5317	Epoxy Shelf, Includes 4 Pilaster Clips	RM-26-HC	\$227
HS-5318	Epoxy Shelf, Includes 4 Pilaster Clips	RM-45-SD-HC	\$227
HS-5319	Epoxy Shelf, Includes 4 Pilaster Clips	RM-49-HC	\$227
HS-5343	Epoxy Shelf, Includes 4 Pilaster Clips	RM-7-HC	\$97
HS-5344	Epoxy Floor Shelf	RM-7-HC	\$76
HS-5288	4" Casters-Set Of Four, Two With Brakes	RM-10-HC, RM-26-HC, RM-45-SD-HC, RM-49-HC	\$173
HS-5460	Flat Epoxy coated shelf, RM-65-HC Middle Section	RM-65-HC	\$227
HS-5461	Flat Epoxy coated shelf, RM-65-HC Right & Left Section	RM-65-HC	\$227
HS-5465	Organizer Shelf with Tracks, Middle Section	RM-65-HC	\$270
HS-5466	Organizer Shelf with Tracks, Right & Left Section	RM-65-HC	\$270

BACK BAR ACCESSORIES

Model Number	Description	For Use With	List Price
HS-5410	Complete Door Assembly-Solid, Right Hinge	All Back Bar and Direct Draw Models except DD24	\$421
HS-5411	Complete Door Assembly-Solid, Left Hinge	All Back Bar and Direct Draw Models except DD24, BB80, BB80-G, DD80	\$421
HS-5412	Complete Door Left Section Assembly-Solid, Left Hinge 80"	BB80, BB80-G, DD80	\$421
HS-5413	Complete Door Assembly-Glass, Right Hinge	All Back Bar and Direct Draw Models except DD24	\$842
HS-5414	Complete Door Assembly-Glass, Left Hinge	BB59, BB69, BB95, BB59-G, BB69-G, DD59, DD69, DD95	\$842
HS-5415	Complete Door Left Section Assembly-Glass, Left Hinge 80"	BB80, BB80-G, DD80	\$842
HS-5417	Flat Shelf, 59" & Right 80" Cabinets, 21.25" x 21.4", Includes 4 SS pilaster clips	BB59, BB59-G, DD59, (Right Section) BB80, BB80-G, DD80	\$162
HS-5418	Flat Shelf, 69" & 95" Cabinets, 26" x 21.4", Includes 4 SS pilaster clips	BB69, BB69-G, BB95, DD69, DD95, BB95-G	\$162
HS-5419	Flat Shelf Center, 80" Cabinets, 23.1" x 21.4", Includes 4 SS pilaster clips	(Center) BB80, BB80-G, DD80	\$162
HS-5420	Flat Shelf Left, 80" Cabinets, 18" x 21.4", Includes 4 SS pilaster clips	(Left Section) BB80, BB80-G, DD80	\$162
HS-5421	Set of 4 Pilasters 20.2"	All Back Bar and Direct Draw Models	\$162
HS-5515	Bottle Dividers for Back Bar Shelves, 6 Pack with 12 clips	All Back Bar	\$205

ECONOMY SERIES

Model Number	Description	For Use With	List Price
HS-5511	Flat Shelf Economy Series 1 Section Uprights with clips	Refrigerator, Freezer	\$367
HS-5512	Flat Shelf Economy Series 2 Section Uprights with clips	Refrigerator, Freezer	\$378

MISCELLANEOUS ACCESSORIES

Model Number	Description	For Use With	List Price
HS-4007	Drawer Assembly Divider Bar (Accommodates 1/2, 1/3 and 1/6 Size Pans)	Undercounters, Worktops, Prep Tables, Equipment Stands	\$65
HS-4009	12" Rail Divider Bar	Prep Tables	\$43
HS-5069	Sandwich Top Rail Adapter Bar - 12.6" x 1.0" (front to back)	Sandwich Top & Mega Top Prep Tables	\$43
HS-5280	Full Size Pan Adapter Bar for UR27B-8 Rail	Sandwich Top Prep Tables	\$65
HS-5281	Full Size Pan Adapter Bar for SR36B-10 Rail	Sandwich Top Prep Tables	\$65
HS-5476	Black kickplate for HR15A, HR15A-G	HR15A, HR15A-G	\$43
HS-5075	Stainless Back - 27" Horizontal Models (factory installed only)	Refrigerator & Prep	\$637
HS-5171	Stainless Back - 27" Horizontal Models (factory installed only)	Freezer	\$647
HS-5277	Stainless Back - 36" Horizontal Models (factory installed only)	Refrigerator, Freezer	\$723
HS-5076	Stainless Back - 48" Horizontal Models (factory installed only)	Refrigerator	\$809
HS-5527	Stainless Back - 48" Horizontal Models (factory installed only)	Freezer & Prep	\$809
HS-5085	Stainless Back - 60" Horizontal Models (factory installed only)	Refrigerator	\$917
HS-5170	Stainless Back - 60" Horizontal Models (factory installed only)	Freezer & Prep	\$917
HS-5086	Stainless Back - 72" Horizontal Models (factory installed only)	Prep	\$1,079
HS-5528	Stainless Back - 72" Horizontal Models (factory installed only)	Refrigerator	\$1,079
HS-5112	Stacking Kit - UR27B & UF27B	Undercounters	\$669
HS-5184	All Mega Top divider front to back	Mega Top Prep Tables	\$65
HS-5185	All Mega Top & Sandwich Prep 27-8 divider side to side (outer)	Sandwich Top & Mega Top Prep Tables	\$43
HS-5186	Mega Top 18M & 30M divider side to side (center)	Mega Top Prep Tables	\$43
HS-5187	Sandwich Prep 27-8 divider front to back	Sandwich Top Prep Tables	\$43
HS-5188	Sandwich Prep 48-8 and 12, 16, 18 pan openings divider front to back	Sandwich Top Prep Tables	\$43
HS-5189	Sandwich Prep 48-8 and 12, 16, 18 pan openings side to side (outer)	Sandwich Top Prep Tables	\$43
HS-5190	Sandwich Prep 12 & 16 pan openings side to side (center)	Sandwich Top Prep Tables	\$43
HS-5191	Sandwich Prep 18 pan openings side to side (outer)	Sandwich Top Prep Tables	\$65
HS-5192	Sandwich Prep 18 pan openings side to side (center)	Sandwich Top Prep Tables	\$65
HS-5453	Heated Condensate Pan Kit	≥46" Undercounter, Worktop and Prep Tables	\$647
HS-5462	Heated Condensate Pan	Steelheart Uprights	\$680
HS-5526	Stainless Steel Rear Panel for 1 Section Upright, (factory installed only)	Steelheart Uprights	\$1,306
HS-5525	Stainless Steel Rear Panel for 2 Section Upright, (factory installed only)	Steelheart Uprights	\$2,514
HS-5496	Stainless Steel Rear Panel for DT1A (factory installed only)	Steelheart Uprights	\$1,306
HS-5497	Stainless Steel Rear Panel for DT2A (factory installed only)	Steelheart Uprights	\$2,514
HS-5600	Booster Antenna	Remote Monitoring System	\$119
HS-5607	Optional Bin Scoop Holder	All SF Bins	\$219
HS-5590	Price tag holder for RM-65-HC	Price tag holder for RM-65-HC	\$22
H9320-54	Single - Medical System	Single Manifold System - Medical	\$890
HS-5585	14" cutting boards Brackets	14" Cutting Boards	\$173
HS-5601	Dual Rear Cutting board	60" MegaTop models	\$615
HS-5202	Dual Rear Cutting board	60" Sandwich and MegaTop Models	\$421



OUR COMMITMENT TO OUR CUSTOMERS

Our commitment to quality continues after the sale.
To ensure your HOSHIZAKI equipment operates at its optimum, we provide the following:

Customer Service

800-438-6087

For assistance with orders or finding a local distributor

- ▶ Established Field Service Network - hoshizakiamerica.com/locate-service-rep
- ▶ QR Code on the back of each unit for easy access to warranty and service information.
- ▶ Toll-Free Technical Support 24 hours/day (including holidays)
- ▶ Basic and Advanced training
- ▶ User-Friendly Website
 - Product Information
 - FAQ
 - Library of literature
 - Videos
 - Manuals
 - Tech tips/guides
 - Warranty information



**Toll-Free Technical
Support Line 24 hours**

7 days a week, (including holidays)

800-233-1940



HOSHIZAKI. BEYOND STRONG.

HOSHIZAKI AMERICA, INC.

618 Hwy. 74, South, Peachtree City, GA 30269

TEL 800-438-6087 | FAX 800-345-1325

hoshizakiamerica.com

Item #40067 | 05-27-22

